

Foundations of Machine Learning
African Masters in Machine Intelligence



AIMS | African Institute for
Mathematical Sciences
RWANDA


**Imperial College
London**

Variational Inference

Marc Deisenroth

Quantum Leap Africa
African Institute for Mathematical
Sciences, Rwanda

Department of Computing
Imperial College London

 @mpd37
mdeisenroth@aimsammi.org

November 26, 2018

Learning Material

- ▶ Pattern Recognition and Machine Learning, Chapter 10 (Bishop, 2006)
- ▶ Machine Learning: A Probabilistic Perspective, Chapter 21 (Murphy, 2012)
- ▶ Variational Inference: A Review for Statisticians (Blei et al., 2017)
- ▶ NIPS-2016 Tutorial by Blei, Ranganath, Mohamed
<https://nips.cc/Conferences/2016/Schedule?showEvent=6199>
- ▶ Tutorials by S. Mohamed
<http://shakirm.com/papers/VITutorial.pdf>
<http://shakirm.com/slides/MLSS2018-Madrid-ProbThinking.pdf>

Overview

Introduction and Background

Key Idea

Optimization Objective

Conditionally Conjugate Models

Mean-Field Variational Inference

Stochastic Variational Inference

Limits of Classical Variational Inference

Black-Box Variational Inference

Computing Gradients of Expectations

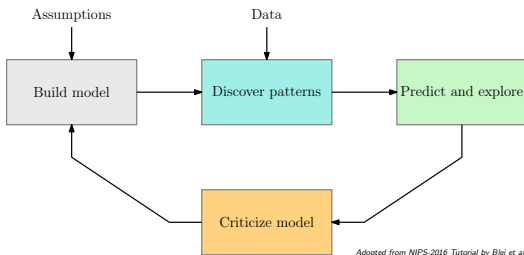
- Score Function Gradients

- Pathwise Gradients

Amortized Inference

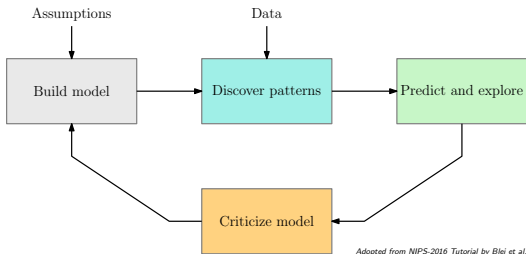
Richer Posterior Approximations

Probabilistic Pipeline



- ▶ Use knowledge and assumptions about the data to **build a model**
- ▶ Use model and data to **discover patterns**
- ▶ **Predict and explore**
- ▶ **Criticize/revise the model**

Probabilistic Pipeline



- ▶ Use knowledge and assumptions about the data to **build a model**
 - ▶ Use model and data to **discover patterns**
 - ▶ **Predict and explore**
 - ▶ **Criticize/revise the model**
- ▶ **Inference is the key algorithmic problem:** What does the model say about the data?
- ▶ **Goal: general and scalable approaches to inference**

Probabilistic Machine Learning

- ▶ **Probabilistic model:** Joint distribution of latent variables z and observed variables x (data):

$$p(x, z)$$



Probabilistic Machine Learning

- ▶ **Probabilistic model:** Joint distribution of latent variables z and observed variables x (data):

$$p(\mathbf{x}, z)$$

- ▶ **Inference:** Learning about the unknowns z through the posterior distribution

$$p(z|x) = \frac{p(\mathbf{x}, z)}{p(\mathbf{x})}, \quad p(\mathbf{x}) = \int p(\mathbf{x}|z)p(z)dz$$



Probabilistic Machine Learning

- ▶ **Probabilistic model:** Joint distribution of latent variables z and observed variables x (data):

$$p(x, z)$$

- ▶ **Inference:** Learning about the unknowns z through the **posterior distribution**

$$p(z|x) = \frac{p(x, z)}{p(x)}, \quad p(x) = \int p(x|z)p(z)dz$$

- ▶ Normally: **Denominator (marginal likelihood/evidence) intractable** (i.e., we cannot compute the integral)
 - ▶▶ **Approximate inference** to get the posterior



Some Options for Posterior Inference

- ▶ Markov Chain Monte Carlo (to sample from the posterior)
- ▶ Laplace approximation
- ▶ Expectation propagation (Minka, 2001)
- ▶ **Variational inference** (Jordan et al., 1999)

Variational Inference

- ▶ Variational inference is the most **scalable inference method** available (at the moment)
- ▶ Can handle (arbitrarily) large datasets

Variational Inference

- ▶ Variational inference is the most **scalable inference method** available (at the moment)
- ▶ Can handle (arbitrarily) large datasets
- ▶ Applications include:
 - ▶ Topic modeling (Hoffman et al., 2013)
 - ▶ Community detection (Gopalan & Blei, 2013)
 - ▶ Genetic analysis (Gopalan et al., 2016)
 - ▶ Reinforcement learning (e.g., Eslami et al., 2016)
 - ▶ Neuroscience analysis (Manning et al., 2014)
 - ▶ Compression and content generation (Gregor et al., 2016)
 - ▶ Traffic analysis (Kucukelbir et al., 2016; Salimbeni & Deisenroth, 2017)

Overview

Introduction and Background

Key Idea

Optimization Objective

Conditionally Conjugate Models

Mean-Field Variational Inference

Stochastic Variational Inference

Limits of Classical Variational Inference

Black-Box Variational Inference

Computing Gradients of Expectations

Score Function Gradients

Pathwise Gradients

Amortized Inference

Richer Posterior Approximations

Key Idea: Approximation by Optimization

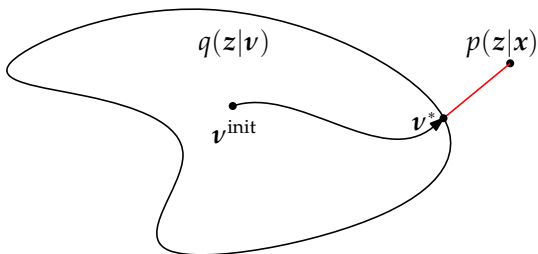


Figure adopted from Blei et al.'s NIPS-2016 tutorial

Key Idea: Approximation by Optimization

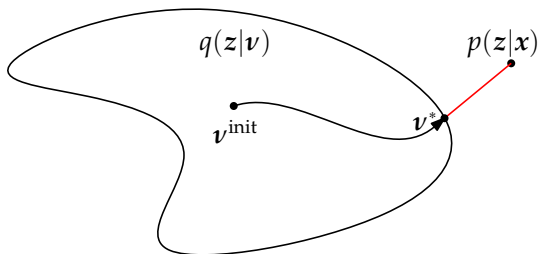


Figure adopted from Blei et al.'s NIPS-2016 tutorial

- ▶ Find approximation of a probability distribution (e.g., posterior) by **optimization**:
 1. Define an objective function
 2. Define a (parametrized) family of approximating distributions q_v
 3. Optimize objective function w.r.t. **variational parameters** v
- ▶ Inference ►► Optimization

Overview

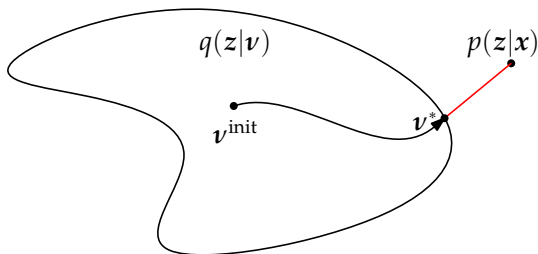


Figure adopted from Blei et al.'s NIPS-2016 tutorial

- ▶ Find approximation of a probability distribution (e.g., posterior) by optimization:
 1. **Define an objective function**
 2. Define a (parametrized) family of approximating distributions q_v
 3. Optimize objective function w.r.t. variational parameters v
- ▶ Inference ►► Optimization

Overview

Introduction and Background

Key Idea

Optimization Objective

Conditionally Conjugate Models

Mean-Field Variational Inference

Stochastic Variational Inference

Limits of Classical Variational Inference

Black-Box Variational Inference

Computing Gradients of Expectations

- Score Function Gradients

- Pathwise Gradients

Amortized Inference

Richer Posterior Approximations

Some Useful Quantities

- ▶ Kullback-Leibler divergence

$$\begin{aligned}\text{KL}(q(\mathbf{x})\|p(\mathbf{x})) &= \int q(\mathbf{x}) \log \frac{q(\mathbf{x})}{p(\mathbf{x})} d\mathbf{x} \\ &= \mathbb{E}_q \left[\log \frac{q(\mathbf{x})}{p(\mathbf{x})} \right] = \mathbb{E}_q[\log q(\mathbf{x})] - \mathbb{E}_q[\log p(\mathbf{x})]\end{aligned}$$

Some Useful Quantities

- ▶ Kullback-Leibler divergence

$$\begin{aligned}\text{KL}(q(\mathbf{x})\|p(\mathbf{x})) &= \int q(\mathbf{x}) \log \frac{q(\mathbf{x})}{p(\mathbf{x})} d\mathbf{x} \\ &= \mathbb{E}_q \left[\log \frac{q(\mathbf{x})}{p(\mathbf{x})} \right] = \mathbb{E}_q[\log q(\mathbf{x})] - \mathbb{E}_q[\log p(\mathbf{x})]\end{aligned}$$

- ▶ Differential entropy

$$\text{H}[q(\mathbf{x})] = -\mathbb{E}_q[\log q(\mathbf{x})] = -\int q(\mathbf{x}) \log q(\mathbf{x}) d\mathbf{x}$$

Optimization Objective

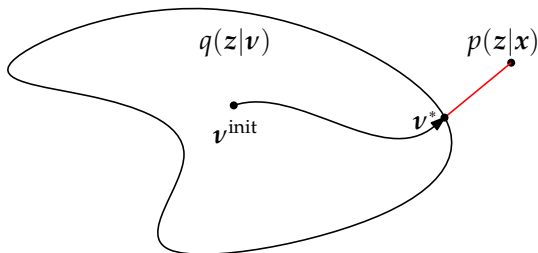


Figure adopted from Blei et al.'s NIPS-2016 tutorial

- ▶ Need to compare distributions (variational approximation q , true posterior p)
 - ▶▶ Kullback-Leibler divergence

Optimization Objective

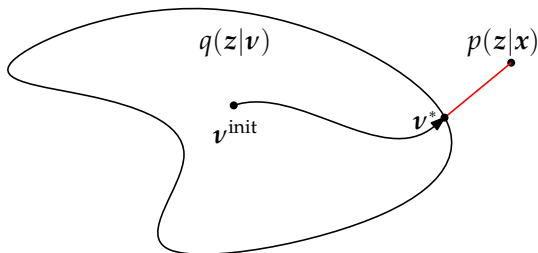


Figure adopted from Blei et al.'s NIPS-2016 tutorial

- ▶ Need to compare distributions (variational approximation q , true posterior p)
 - ▶ Kullback-Leibler divergence
- ▶ Find variational parameters ν by minimizing the KL divergence $\text{KL}(q(z|\nu) \| p(z|x))$ between the variational approximation q and the true posterior.

Optimization Objective (2)

- ▶ Minimize the KL divergence $\text{KL}(q(\mathbf{z}|\boldsymbol{\nu})\|p(\mathbf{z}|\mathbf{x}))$ between the variational approximation q and the true posterior.
- ▶▶ $q(\mathbf{z}|\boldsymbol{\nu}) = p(\mathbf{z}|\mathbf{x})$ is the optimal solution

Optimization Objective (2)

- ▶ Minimize the KL divergence $\text{KL}(q(\mathbf{z}|\boldsymbol{\nu})\|p(\mathbf{z}|\mathbf{x}))$ between the variational approximation q and the true posterior.
- ▶▶ $q(\mathbf{z}|\boldsymbol{\nu}) = p(\mathbf{z}|\mathbf{x})$ is the optimal solution

$$\text{KL}(q(\mathbf{z})\|p(\mathbf{z}|\mathbf{x})) = \mathbb{E}_q[\log q(\mathbf{z})] - \mathbb{E}_q[\log p(\mathbf{z}|\mathbf{x})]$$

Optimization Objective (2)

- ▶ Minimize the KL divergence $\text{KL}(q(\mathbf{z}|\mathbf{v})\|p(\mathbf{z}|\mathbf{x}))$ between the variational approximation q and the true posterior.
- ▶▶ $q(\mathbf{z}|\mathbf{v}) = p(\mathbf{z}|\mathbf{x})$ is the optimal solution

$$\begin{aligned}\text{KL}(q(\mathbf{z})\|p(\mathbf{z}|\mathbf{x})) &= \mathbb{E}_q[\log q(\mathbf{z})] - \mathbb{E}_q[\log p(\mathbf{z}|\mathbf{x})] \\ &= \mathbb{E}_q[\log q(\mathbf{z})] - \mathbb{E}_q[\log p(\mathbf{z})] - \mathbb{E}_q[\log p(\mathbf{x}|\mathbf{z})] + \log p(\mathbf{x})\end{aligned}$$

Optimization Objective (2)

- ▶ Minimize the KL divergence $\text{KL}(q(\mathbf{z}|\mathbf{v})\|p(\mathbf{z}|\mathbf{x}))$ between the variational approximation q and the true posterior.
- ▶▶ $q(\mathbf{z}|\mathbf{v}) = p(\mathbf{z}|\mathbf{x})$ is the optimal solution

$$\begin{aligned}\text{KL}(q(\mathbf{z})\|p(\mathbf{z}|\mathbf{x})) &= \mathbb{E}_q[\log q(\mathbf{z})] - \mathbb{E}_q[\log p(\mathbf{z}|\mathbf{x})] \\ &= \mathbb{E}_q[\log q(\mathbf{z})] - \mathbb{E}_q[\log p(\mathbf{z})] - \mathbb{E}_q[\log p(\mathbf{x}|\mathbf{z})] + \log p(\mathbf{x}) \\ &= \text{KL}(q(\mathbf{z})\|p(\mathbf{z})) - \mathbb{E}_q[\log p(\mathbf{x}|\mathbf{z})] + \text{const}\end{aligned}$$

Optimization Objective (2)

- ▶ Minimize the KL divergence $\text{KL}(q(\mathbf{z}|\mathbf{v})\|p(\mathbf{z}|\mathbf{x}))$ between the variational approximation q and the true posterior.

▶▶ $q(\mathbf{z}|\mathbf{v}) = p(\mathbf{z}|\mathbf{x})$ is the optimal solution

$$\begin{aligned}\text{KL}(q(\mathbf{z})\|p(\mathbf{z}|\mathbf{x})) &= \mathbb{E}_q[\log q(\mathbf{z})] - \mathbb{E}_q[\log p(\mathbf{z}|\mathbf{x})] \\ &= \mathbb{E}_q[\log q(\mathbf{z})] - \mathbb{E}_q[\log p(\mathbf{z})] - \mathbb{E}_q[\log p(\mathbf{x}|\mathbf{z})] + \log p(\mathbf{x}) \\ &= \text{KL}(q(\mathbf{z})\|p(\mathbf{z})) - \mathbb{E}_q[\log p(\mathbf{x}|\mathbf{z})] + \text{const}\end{aligned}$$

- ▶ Not required to know the unknown posterior $p(\mathbf{z}|\mathbf{x})$

Optimization Objective (2)

- ▶ Minimize the KL divergence $\text{KL}(q(\mathbf{z}|\mathbf{v})\|p(\mathbf{z}|\mathbf{x}))$ between the variational approximation q and the true posterior.

▶▶ $q(\mathbf{z}|\mathbf{v}) = p(\mathbf{z}|\mathbf{x})$ is the optimal solution

$$\begin{aligned}\text{KL}(q(\mathbf{z})\|p(\mathbf{z}|\mathbf{x})) &= \mathbb{E}_q[\log q(\mathbf{z})] - \mathbb{E}_q[\log p(\mathbf{z}|\mathbf{x})] \\ &= \mathbb{E}_q[\log q(\mathbf{z})] - \mathbb{E}_q[\log p(\mathbf{z})] - \mathbb{E}_q[\log p(\mathbf{x}|\mathbf{z})] + \log p(\mathbf{x}) \\ &= \text{KL}(q(\mathbf{z})\|p(\mathbf{z})) - \mathbb{E}_q[\log p(\mathbf{x}|\mathbf{z})] + \text{const}\end{aligned}$$

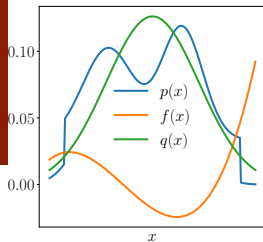
- ▶ Not required to know the unknown posterior $p(\mathbf{z}|\mathbf{x})$
- ▶ Minimizing $\text{KL}(q(\mathbf{z})\|p(\mathbf{z}|\mathbf{x}))$ is equivalent to maximizing a lower bound on the marginal likelihood (ELBO)

Evidence Lower Bound

Importance Sampling

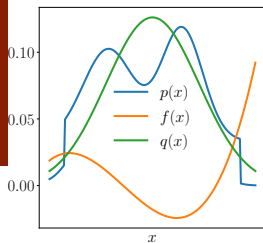
Key idea: Transform an intractable integral into an expectation under a simpler distribution q (**proposal distribution**):

$$\mathbb{E}_p[f(\mathbf{x})] = \int f(\mathbf{x})p(\mathbf{x})d\mathbf{x}$$



Importance Sampling

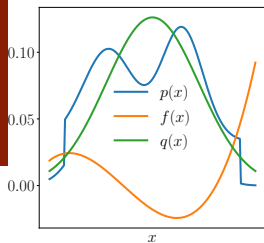
Key idea: Transform an intractable integral into an expectation under a simpler distribution q (**proposal distribution**):



$$\begin{aligned}\mathbb{E}_p[f(\mathbf{x})] &= \int f(\mathbf{x})p(\mathbf{x})d\mathbf{x} \\ &= \int f(\mathbf{x})p(\mathbf{x})\frac{q(\mathbf{x})}{q(\mathbf{x})}d\mathbf{x}\end{aligned}$$

Importance Sampling

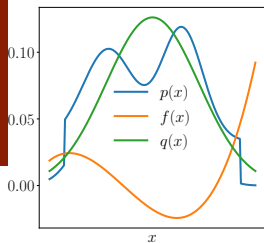
Key idea: Transform an intractable integral into an expectation under a simpler distribution q (**proposal distribution**):



$$\begin{aligned}\mathbb{E}_p[f(\mathbf{x})] &= \int f(\mathbf{x})p(\mathbf{x})d\mathbf{x} \\ &= \int f(\mathbf{x})p(\mathbf{x})\frac{q(\mathbf{x})}{q(\mathbf{x})}d\mathbf{x} = \int f(\mathbf{x})\frac{p(\mathbf{x})}{q(\mathbf{x})}q(\mathbf{x})d\mathbf{x}\end{aligned}$$

Importance Sampling

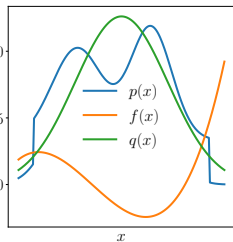
Key idea: Transform an intractable integral into an expectation under a simpler distribution q (**proposal distribution**):



$$\begin{aligned}\mathbb{E}_p[f(\mathbf{x})] &= \int f(\mathbf{x})p(\mathbf{x})d\mathbf{x} \\ &= \int f(\mathbf{x})p(\mathbf{x})\frac{q(\mathbf{x})}{q(\mathbf{x})}d\mathbf{x} = \int f(\mathbf{x})\frac{p(\mathbf{x})}{q(\mathbf{x})}q(\mathbf{x})d\mathbf{x} \\ &= \mathbb{E}_q\left[f(\mathbf{x})\frac{p(\mathbf{x})}{q(\mathbf{x})}\right]\end{aligned}$$

Importance Sampling

Key idea: Transform an intractable integral into an expectation under a simpler distribution q (**proposal distribution**):



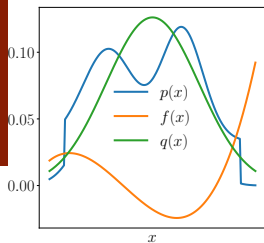
$$\begin{aligned}\mathbb{E}_p[f(\mathbf{x})] &= \int f(\mathbf{x})p(\mathbf{x})d\mathbf{x} \\ &= \int f(\mathbf{x})p(\mathbf{x})\frac{q(\mathbf{x})}{q(\mathbf{x})}d\mathbf{x} = \int f(\mathbf{x})\frac{p(\mathbf{x})}{q(\mathbf{x})}q(\mathbf{x})d\mathbf{x} \\ &= \mathbb{E}_q\left[f(\mathbf{x})\frac{p(\mathbf{x})}{q(\mathbf{x})}\right]\end{aligned}$$

If we choose q in a way that we can easily sample from it, we can approximate this last expectation by Monte Carlo:

$$\mathbb{E}_q\left[f(\mathbf{x})\frac{p(\mathbf{x})}{q(\mathbf{x})}\right] \approx \frac{1}{S}\sum_{s=1}^S f(\mathbf{x}^{(s)})\frac{p(\mathbf{x}^{(s)})}{q(\mathbf{x}^{(s)})}, \quad \mathbf{x}^{(s)} \sim q(\mathbf{x})$$

Importance Sampling

Key idea: Transform an intractable integral into an expectation under a simpler distribution q (**proposal distribution**):



$$\begin{aligned}\mathbb{E}_p[f(\mathbf{x})] &= \int f(\mathbf{x})p(\mathbf{x})d\mathbf{x} \\ &= \int f(\mathbf{x})p(\mathbf{x})\frac{q(\mathbf{x})}{q(\mathbf{x})}d\mathbf{x} = \int f(\mathbf{x})\frac{p(\mathbf{x})}{q(\mathbf{x})}q(\mathbf{x})d\mathbf{x} \\ &= \mathbb{E}_q\left[f(\mathbf{x})\frac{p(\mathbf{x})}{q(\mathbf{x})}\right]\end{aligned}$$

If we choose q in a way that we can easily sample from it, we can approximate this last expectation by Monte Carlo:

$$\mathbb{E}_q\left[f(\mathbf{x})\frac{p(\mathbf{x})}{q(\mathbf{x})}\right] \approx \frac{1}{S}\sum_{s=1}^S f(\mathbf{x}^{(s)})\frac{p(\mathbf{x}^{(s)})}{q(\mathbf{x}^{(s)})} = \frac{1}{S}\sum_{s=1}^S w_s f(\mathbf{x}^{(s)}), \quad \mathbf{x}^{(s)} \sim q(\mathbf{x})$$

Importance Sampling: Properties

- ▶ Unbiased estimate of the expectation
- ▶ Many draws from posterior needed, especially in high dimensions
- ▶ Good for evaluating integrals, but we don't know much about the posterior distribution
- ▶ Degeneracy

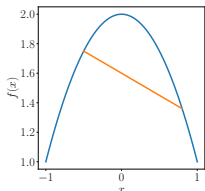
Jensen's Inequality

An important result from convex analysis:

Jensen's Inequality

For concave functions f :

$$f(\mathbb{E}[\mathbf{z}]) \geq \mathbb{E}[f(\mathbf{z})]$$



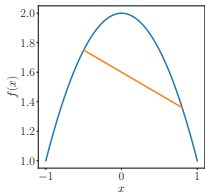
Jensen's Inequality

An important result from convex analysis:

Jensen's Inequality

For concave functions f :

$$f(\mathbb{E}[\mathbf{z}]) \geq \mathbb{E}[f(\mathbf{z})]$$



Logarithms are concave. Therefore:

$$\log \mathbb{E}[f(\mathbf{z})] = \log \int f(\mathbf{z})p(\mathbf{z})d\mathbf{z} \geq \int p(\mathbf{z}) \log f(\mathbf{z})d\mathbf{z} = \mathbb{E}[\log f(\mathbf{z})]$$

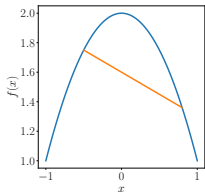
Jensen's Inequality

An important result from convex analysis:

Jensen's Inequality

For concave functions f :

$$f(\mathbb{E}[\mathbf{z}]) \geq \mathbb{E}[f(\mathbf{z})]$$



Logarithms are concave. Therefore:

$$\log \mathbb{E}[f(\mathbf{z})] = \log \int f(\mathbf{z})p(\mathbf{z})d\mathbf{z} \geq \int p(\mathbf{z}) \log f(\mathbf{z})d\mathbf{z} = \mathbb{E}[\log f(\mathbf{z})]$$

Idea: For computing the marginal likelihood, use Jensen's inequality instead of MCMC

From Importance Sampling to Variational Inference

Look at log-marginal likelihood (log-evidence):

$$\log p(\mathbf{x}) = \log \int p(\mathbf{x}|\mathbf{z})p(\mathbf{z})d\mathbf{z}$$

From Importance Sampling to Variational Inference

Look at log-marginal likelihood (log-evidence):

$$\begin{aligned}\log p(\mathbf{x}) &= \log \int p(\mathbf{x}|\mathbf{z})p(\mathbf{z})d\mathbf{z} \\ &= \log \int p(\mathbf{x}|\mathbf{z})p(\mathbf{z})\frac{q(\mathbf{z})}{q(\mathbf{z})}d\mathbf{z}\end{aligned}$$

From Importance Sampling to Variational Inference

Look at log-marginal likelihood (log-evidence):

$$\begin{aligned}\log p(x) &= \log \int p(x|z)p(z)dz \\ &= \log \int p(x|z)p(z)\frac{q(z)}{q(z)}dz \\ &= \log \int p(x|z)\frac{p(z)}{q(z)}q(z)dz\end{aligned}$$

From Importance Sampling to Variational Inference

Look at log-marginal likelihood (log-evidence):

$$\begin{aligned}\log p(\mathbf{x}) &= \log \int p(\mathbf{x}|\mathbf{z})p(\mathbf{z})d\mathbf{z} \\ &= \log \int p(\mathbf{x}|\mathbf{z})p(\mathbf{z})\frac{q(\mathbf{z})}{q(\mathbf{z})}d\mathbf{z} \\ &= \log \int p(\mathbf{x}|\mathbf{z})\frac{p(\mathbf{z})}{q(\mathbf{z})}q(\mathbf{z})d\mathbf{z} \\ &= \log \mathbb{E}_q \left[p(\mathbf{x}|\mathbf{z})\frac{p(\mathbf{z})}{q(\mathbf{z})} \right]\end{aligned}$$

From Importance Sampling to Variational Inference

Look at log-marginal likelihood (log-evidence):

$$\begin{aligned}\log p(\mathbf{x}) &= \log \int p(\mathbf{x}|\mathbf{z})p(\mathbf{z})d\mathbf{z} \\ &= \log \int p(\mathbf{x}|\mathbf{z})p(\mathbf{z})\frac{q(\mathbf{z})}{q(\mathbf{z})}d\mathbf{z} \\ &= \log \int p(\mathbf{x}|\mathbf{z})\frac{p(\mathbf{z})}{q(\mathbf{z})}q(\mathbf{z})d\mathbf{z} \\ &= \log \mathbb{E}_q \left[p(\mathbf{x}|\mathbf{z})\frac{p(\mathbf{z})}{q(\mathbf{z})} \right] \\ &\geq \mathbb{E}_q \log \left(p(\mathbf{x}|\mathbf{z})\frac{p(\mathbf{z})}{q(\mathbf{z})} \right)\end{aligned}$$

From Importance Sampling to Variational Inference

Look at log-marginal likelihood (log-evidence):

$$\begin{aligned}\log p(\mathbf{x}) &= \log \int p(\mathbf{x}|\mathbf{z})p(\mathbf{z})d\mathbf{z} \\ &= \log \int p(\mathbf{x}|\mathbf{z})p(\mathbf{z})\frac{q(\mathbf{z})}{q(\mathbf{z})}d\mathbf{z} \\ &= \log \int p(\mathbf{x}|\mathbf{z})\frac{p(\mathbf{z})}{q(\mathbf{z})}q(\mathbf{z})d\mathbf{z} \\ &= \log \mathbb{E}_q \left[p(\mathbf{x}|\mathbf{z})\frac{p(\mathbf{z})}{q(\mathbf{z})} \right] \\ &\geq \mathbb{E}_q \log \left(p(\mathbf{x}|\mathbf{z})\frac{p(\mathbf{z})}{q(\mathbf{z})} \right) \\ &= \mathbb{E}_q[\log p(\mathbf{x}|\mathbf{z})] - \mathbb{E}_q \left[\log \left(\frac{q(\mathbf{z})}{p(\mathbf{z})} \right) \right]\end{aligned}$$

From Importance Sampling to Variational Inference

Look at log-marginal likelihood (log-evidence):

$$\begin{aligned}\log p(\mathbf{x}) &= \log \int p(\mathbf{x}|\mathbf{z})p(\mathbf{z})d\mathbf{z} \\ &= \log \int p(\mathbf{x}|\mathbf{z})p(\mathbf{z})\frac{q(\mathbf{z})}{q(\mathbf{z})}d\mathbf{z} \\ &= \log \int p(\mathbf{x}|\mathbf{z})\frac{p(\mathbf{z})}{q(\mathbf{z})}q(\mathbf{z})d\mathbf{z} \\ &= \log \mathbb{E}_q \left[p(\mathbf{x}|\mathbf{z})\frac{p(\mathbf{z})}{q(\mathbf{z})} \right] \\ &\geq \mathbb{E}_q \log \left(p(\mathbf{x}|\mathbf{z})\frac{p(\mathbf{z})}{q(\mathbf{z})} \right) \\ &= \mathbb{E}_q[\log p(\mathbf{x}|\mathbf{z})] - \mathbb{E}_q \left[\log \left(\frac{q(\mathbf{z})}{p(\mathbf{z})} \right) \right] \\ &= \mathbb{E}_q[\log p(\mathbf{x}|\mathbf{z})] - \text{KL}(q(\mathbf{z})\|p(\mathbf{z}))\end{aligned}$$

Evidence Lower Bound (ELBO)

- ▶ We just lower-bounded the evidence (marginal likelihood):

$$\log p(\mathbf{x}) \geq \mathbb{E}_q[\log p(\mathbf{x}|\mathbf{z})] - \text{KL}(q(\mathbf{z})\|p(\mathbf{z})) =: \text{ELBO}$$

Evidence Lower Bound (ELBO)

- ▶ We just lower-bounded the evidence (marginal likelihood):

$$\log p(\mathbf{x}) \geq \mathbb{E}_q[\log p(\mathbf{x}|\mathbf{z})] - \text{KL}(q(\mathbf{z})\|p(\mathbf{z})) =: \text{ELBO}$$

- ▶ **Data-fit term** (expected log-likelihood): Measures how well samples from $q(\mathbf{z})$ explain the data (“reconstruction cost”).
 - ▶▶ Place q 's mass on the MAP estimate.
- ▶ **Regularizer**: Variational posterior $q(\mathbf{z})$ should not differ much from the prior $p(\mathbf{z})$

ELBO and KL Divergence

- ▶ Maximizing the ELBO w.r.t. the variational parameters ν is equivalent to minimizing $\text{KL}(q(\mathbf{z})\|p(\mathbf{z}|\mathbf{x}))$, where $p(\mathbf{z}|\mathbf{x})$ is the true posterior

ELBO and KL Divergence

- ▶ **Maximizing the ELBO** w.r.t. the variational parameters ν is equivalent to **minimizing** $\text{KL}(q(\mathbf{z})\|p(\mathbf{z}|\mathbf{x}))$, where $p(\mathbf{z}|\mathbf{x})$ is the true posterior

$$\begin{aligned}\text{KL}(q(\mathbf{z})\|p(\mathbf{z}|\mathbf{x})) &= \text{KL}(q(\mathbf{z})\|p(\mathbf{z})) - \mathbb{E}_q[\log p(\mathbf{x}|\mathbf{z})] + \text{const} \\ &= -\text{ELBO} + \text{const}\end{aligned}$$

Optimizing the ELBO

$$\begin{aligned}\mathcal{F}(\boldsymbol{\nu}) &= \underbrace{\mathbb{E}_q[\log p(\boldsymbol{x}|\boldsymbol{z})]}_{\text{data-fit}} - \underbrace{\text{KL}(q(\boldsymbol{z}|\boldsymbol{\nu})\|p(\boldsymbol{z}))}_{\text{regularizer}} \\ &= \mathbb{E}_q[\log p(\boldsymbol{x}, \boldsymbol{z})] + \text{H}[q(\boldsymbol{z}|\boldsymbol{\nu})]\end{aligned}$$

- ▶ Choice of the variational distribution $q(\boldsymbol{z}|\boldsymbol{\nu})$ ▶▶ Parametrization

Optimizing the ELBO

$$\begin{aligned}\mathcal{F}(\boldsymbol{\nu}) &= \underbrace{\mathbb{E}_q[\log p(\boldsymbol{x}|\boldsymbol{z})]}_{\text{data-fit}} - \underbrace{\text{KL}(q(\boldsymbol{z}|\boldsymbol{\nu})\|p(\boldsymbol{z}))}_{\text{regularizer}} \\ &= \mathbb{E}_q[\log p(\boldsymbol{x}, \boldsymbol{z})] + \text{H}[q(\boldsymbol{z}|\boldsymbol{\nu})]\end{aligned}$$

- ▶ Choice of the variational distribution $q(\boldsymbol{z}|\boldsymbol{\nu})$ ► Parametrization
- ▶ Computational challenges:

Optimizing the ELBO

$$\begin{aligned}\mathcal{F}(\boldsymbol{\nu}) &= \underbrace{\mathbb{E}_q[\log p(\boldsymbol{x}|\boldsymbol{z})]}_{\text{data-fit}} - \underbrace{\text{KL}(q(\boldsymbol{z}|\boldsymbol{\nu})\|p(\boldsymbol{z}))}_{\text{regularizer}} \\ &= \mathbb{E}_q[\log p(\boldsymbol{x}, \boldsymbol{z})] + \text{H}[q(\boldsymbol{z}|\boldsymbol{\nu})]\end{aligned}$$

- ▶ Choice of the variational distribution $q(\boldsymbol{z}|\boldsymbol{\nu})$ ► Parametrization
- ▶ Computational challenges:
 - ▶ Compute expectation

Optimizing the ELBO

$$\begin{aligned}\mathcal{F}(\boldsymbol{\nu}) &= \underbrace{\mathbb{E}_q[\log p(\boldsymbol{x}|\boldsymbol{z})]}_{\text{data-fit}} - \underbrace{\text{KL}(q(\boldsymbol{z}|\boldsymbol{\nu})\|p(\boldsymbol{z}))}_{\text{regularizer}} \\ &= \mathbb{E}_q[\log p(\boldsymbol{x}, \boldsymbol{z})] + \text{H}[q(\boldsymbol{z}|\boldsymbol{\nu})]\end{aligned}$$

- ▶ Choice of the variational distribution $q(\boldsymbol{z}|\boldsymbol{\nu})$ ► Parametrization
- ▶ Computational challenges:
 - ▶ Compute expectation
 - ▶ Compute gradients $d\mathcal{F}/d\boldsymbol{\nu}$ for variational learning

Optimizing the ELBO

$$\begin{aligned}\mathcal{F}(\boldsymbol{\nu}) &= \underbrace{\mathbb{E}_q[\log p(\boldsymbol{x}|\boldsymbol{z})]}_{\text{data-fit}} - \underbrace{\text{KL}(q(\boldsymbol{z}|\boldsymbol{\nu})\|p(\boldsymbol{z}))}_{\text{regularizer}} \\ &= \mathbb{E}_q[\log p(\boldsymbol{x}, \boldsymbol{z})] + \text{H}[q(\boldsymbol{z}|\boldsymbol{\nu})]\end{aligned}$$

- ▶ Choice of the variational distribution $q(\boldsymbol{z}|\boldsymbol{\nu})$ ▶ Parametrization
- ▶ Computational challenges:
 - ▶ Compute expectation
 - ▶ Compute gradients $d\mathcal{F}/d\boldsymbol{\nu}$ for variational learning
 - ▶ ELBO is non-convex ▶ Local optima

Overview

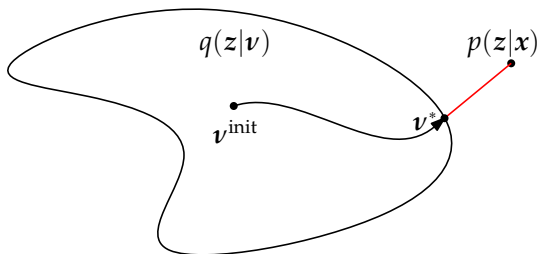


Figure adopted from Blei et al.'s NIPS-2016 tutorial

- ▶ Find approximation of a probability distribution (e.g., posterior) by optimization:
 1. Define an objective function
 2. **Define a (parametrized) family of approximating distributions q_ν**
 3. Optimize objective function w.r.t. variational parameters ν
- ▶ Inference ►► Optimization

Roadmap I

1. Define a generic class of **conditionally conjugate models**
2. Classical **mean-field variational inference**
3. **Stochastic variational inference** ► Scales to massive data

Overview

Introduction and Background

Key Idea

Optimization Objective

Conditionally Conjugate Models

Mean-Field Variational Inference

Stochastic Variational Inference

Limits of Classical Variational Inference

Black-Box Variational Inference

Computing Gradients of Expectations

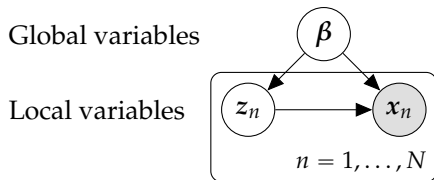
Score Function Gradients

Pathwise Gradients

Amortized Inference

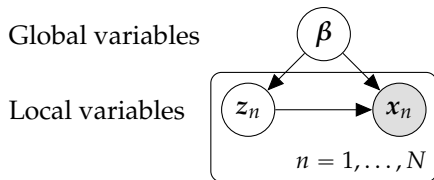
Richer Posterior Approximations

Model Class



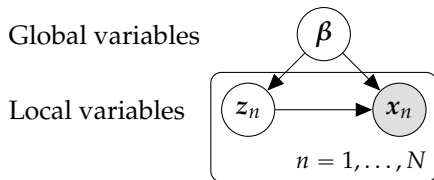
- ▶ All unknown parameters are described by random variables
 - ▶ **Global random variables β** , which control all the data
 - ▶ **Local random variables z_n** , which are local to individual data points x_n

Model Class



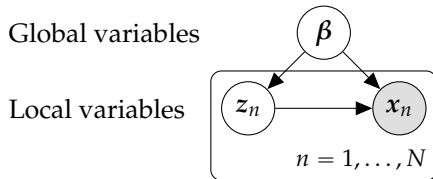
- ▶ All unknown parameters are described by random variables
 - ▶ **Global random variables** β , which control all the data
 - ▶ **Local random variables** z_n , which are local to individual data points x_n
- ▶ Example: Gaussian mixture model

Model Class



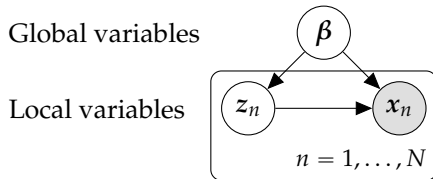
- ▶ All unknown parameters are described by random variables
 - ▶ **Global random variables** β , which control all the data
 - ▶ **Local random variables** z_n , which are local to individual data points x_n
- ▶ Example: Gaussian mixture model
 - ▶ Global: means, covariances, weights μ_k, Σ_k, π_k
 - ▶ Local: binary assignments z_n

Probabilistic Model



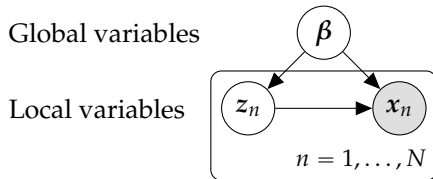
- ▶ Observations/data x_1, \dots, x_N
- ▶ n th data point depends only on local z_n and global β
- ▶ Joint distribution:

Probabilistic Model



- ▶ Observations/data x_1, \dots, x_N
- ▶ n th data point depends only on local z_n and global β
- ▶ Joint distribution: $p(\beta, z_{1:N}, x_{1:N}) = p(\beta) \prod_{n=1}^N p(z_n, x_n | \beta)$

Probabilistic Model

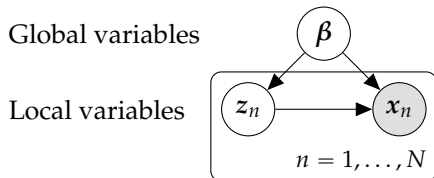


- ▶ Observations/data x_1, \dots, x_N
- ▶ n th data point depends only on local z_n and global β
- ▶ Joint distribution: $p(\beta, z_{1:N}, x_{1:N}) = p(\beta) \prod_{n=1}^N p(z_n, x_n | \beta)$

Objective

Compute posterior distribution of all unknowns: $p(\beta, z_{1:N} | x_{1:N})$.

Complete Conditional

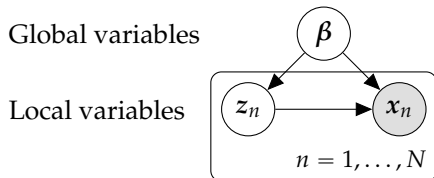


- ▶ **Complete conditional:** Conditional of a single latent variable given the observations and all other latent variables

$$p(z_n | \beta, x_n)$$

$$p(\beta | z_{1:N}, x_{1:N})$$

Complete Conditional



- ▶ **Complete conditional:** Conditional of a single latent variable given the observations and all other latent variables

$$p(z_n | \beta, x_n)$$

$$p(\beta | z_{1:N}, x_{1:N})$$

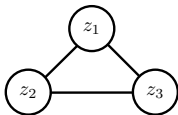
- ▶ Assume that each **complete conditional** is a member of the **exponential family** (Bernoulli, Beta, Gamma, Gaussian, ...)
 - ▶▶ **Conditionally conjugate models**

Generic Class of Models: Examples

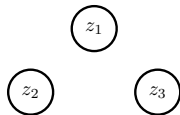
- ▶ Bayesian mixture models
- ▶ Hidden Markov models
- ▶ Factor analysis
- ▶ Principal component analysis
- ▶ Linear regression

Approximating Distributions

True posterior



Fully factorized



Most expressive

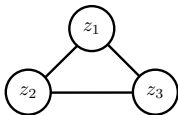
$$q(z|x) = p(z|x)$$

Least expressive

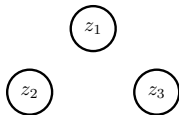
$$q(z|x) = \prod_i q_i(z_i)$$

Approximating Distributions

True posterior



Fully factorized



Most expressive

$$q(z|x) = p(z|x)$$

Least expressive

$$q(z|x) = \prod_i q_i(z_i)$$

- ▶ Specifying the class of posteriors is closely related to specifying a model of the data
 - ▶▶ We have a lot of flexibility

Approximating Distributions



- ▶ Specifying the class of posteriors is closely related to specifying a model of the data
 - ▶▶ We have a lot of flexibility
- ▶ Generally:
 - ▶ Build **expressive class of posteriors** (no overfitting problems)
 - ▶ Maintain **computational efficiency** ▶▶ **Scalability**

Overview

Introduction and Background

Key Idea

Optimization Objective

Conditionally Conjugate Models

Mean-Field Variational Inference

Stochastic Variational Inference

Limits of Classical Variational Inference

Black-Box Variational Inference

Computing Gradients of Expectations

Score Function Gradients

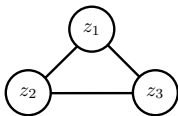
Pathwise Gradients

Amortized Inference

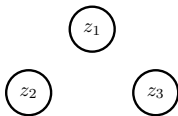
Richer Posterior Approximations

Mean-Field Approximation

True posterior



Fully factorized



Most expressive

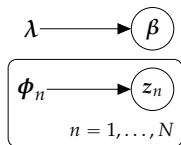
$$q(z|x) = p(z|x)$$

Least expressive

$$q(z|x) = \prod_i q_i(z_i)$$

- ▶ Assume conditionally conjugate model
- ▶ Fully factorized (mean field) approximation:

$$q(\beta, z|\nu) = q(\beta|\lambda) \prod_{n=1}^N q(z_n|\phi_n)$$



Fully Factorized Distribution

- ▶ Fully factorized (mean field) approximation:

$$q(\boldsymbol{\beta}, \mathbf{z} | \boldsymbol{\nu}) = q(\boldsymbol{\beta} | \boldsymbol{\lambda}) \prod_{n=1}^N q(\mathbf{z}_n | \boldsymbol{\phi}_n), \quad \boldsymbol{\nu} = \{\boldsymbol{\lambda}, \boldsymbol{\phi}_1, \dots, \boldsymbol{\phi}_N\}$$

Fully Factorized Distribution

- ▶ Fully factorized (mean field) approximation:

$$q(\boldsymbol{\beta}, \mathbf{z} | \boldsymbol{\nu}) = q(\boldsymbol{\beta} | \boldsymbol{\lambda}) \prod_{n=1}^N q(\mathbf{z}_n | \boldsymbol{\phi}_n), \quad \boldsymbol{\nu} = \{\boldsymbol{\lambda}, \boldsymbol{\phi}_1, \dots, \boldsymbol{\phi}_N\}$$

- ▶ All latent variables are **independent** and governed by their **own variational parameters**

Fully Factorized Distribution

- ▶ Fully factorized (mean field) approximation:

$$q(\boldsymbol{\beta}, \mathbf{z} | \boldsymbol{\nu}) = q(\boldsymbol{\beta} | \boldsymbol{\lambda}) \prod_{n=1}^N q(\mathbf{z}_n | \boldsymbol{\phi}_n), \quad \boldsymbol{\nu} = \{\boldsymbol{\lambda}, \boldsymbol{\phi}_1, \dots, \boldsymbol{\phi}_N\}$$

- ▶ All latent variables are **independent** and governed by their **own variational parameters**
- ▶ Assume each factor is in the same exponential family as the model's complete conditional

Fully Factorized Distribution

- ▶ Fully factorized (mean field) approximation:

$$q(\boldsymbol{\beta}, \mathbf{z} | \boldsymbol{\nu}) = q(\boldsymbol{\beta} | \boldsymbol{\lambda}) \prod_{n=1}^N q(\mathbf{z}_n | \boldsymbol{\phi}_n), \quad \boldsymbol{\nu} = \{\boldsymbol{\lambda}, \boldsymbol{\phi}_1, \dots, \boldsymbol{\phi}_N\}$$

- ▶ All latent variables are **independent** and governed by their **own variational parameters**
- ▶ Assume each factor is in the same exponential family as the model's complete conditional
- ▶ **The q -factors do not depend on the data**

Fully Factorized Distribution

- ▶ Fully factorized (mean field) approximation:

$$q(\boldsymbol{\beta}, \mathbf{z} | \boldsymbol{\nu}) = q(\boldsymbol{\beta} | \boldsymbol{\lambda}) \prod_{n=1}^N q(\mathbf{z}_n | \boldsymbol{\phi}_n), \quad \boldsymbol{\nu} = \{\boldsymbol{\lambda}, \boldsymbol{\phi}_1, \dots, \boldsymbol{\phi}_N\}$$

- ▶ All latent variables are **independent** and governed by their **own variational parameters**
- ▶ Assume each factor is in the same exponential family as the model's complete conditional
- ▶ **The q -factors do not depend on the data**
- ▶ **ELBO connects this family to the data**

Fully Factorized Distribution

- ▶ Fully factorized (mean field) approximation:

$$q(\boldsymbol{\beta}, \mathbf{z} | \boldsymbol{\nu}) = q(\boldsymbol{\beta} | \boldsymbol{\lambda}) \prod_{n=1}^N q(\mathbf{z}_n | \boldsymbol{\phi}_n), \quad \boldsymbol{\nu} = \{\boldsymbol{\lambda}, \boldsymbol{\phi}_1, \dots, \boldsymbol{\phi}_N\}$$

- ▶ All latent variables are **independent** and governed by their **own variational parameters**
- ▶ Assume each factor is in the same exponential family as the model's complete conditional
- ▶ **The q -factors do not depend on the data**
- ▶ **ELBO connects this family to the data**
- ▶ Maximize the ELBO w.r.t. variational parameters $\boldsymbol{\nu}$

Optimizing in Turn

- ▶ Independent latent variables: $q(\mathbf{z}) = \prod_n q(\mathbf{z}_n | \boldsymbol{\phi}_n) = \prod_n q_n(\mathbf{z}_n)$
 - ▶▶ Optimize variational parameters in turn

Optimizing in Turn

- ▶ Independent latent variables: $q(\mathbf{z}) = \prod_n q(\mathbf{z}_n | \boldsymbol{\phi}_n) = \prod_n q_n(\mathbf{z}_n)$
- ▶▶ Optimize variational parameters in turn

$$\text{ELBO} = \mathbb{E}_q \left[\log \left(p(\mathbf{x} | \mathbf{z}) \frac{p(\mathbf{z})}{q(\mathbf{z})} \right) \right]$$

Optimizing in Turn

- ▶ Independent latent variables: $q(\mathbf{z}) = \prod_n q(\mathbf{z}_n | \boldsymbol{\phi}_n) = \prod_n q_n(\mathbf{z}_n)$
- ▶▶ Optimize variational parameters in turn

$$\text{ELBO} = \mathbb{E}_q \left[\log \left(p(\mathbf{x} | \mathbf{z}) \frac{p(\mathbf{z})}{q(\mathbf{z})} \right) \right] = \mathbb{E}_q [\log p(\mathbf{x}, \mathbf{z}) - \log q(\mathbf{z})]$$

Optimizing in Turn

- ▶ Independent latent variables: $q(\mathbf{z}) = \prod_n q(\mathbf{z}_n | \boldsymbol{\phi}_n) = \prod_n q_n(\mathbf{z}_n)$
- ▶▶ Optimize variational parameters in turn

$$\begin{aligned} \text{ELBO} &= \mathbb{E}_q \left[\log \left(p(\mathbf{x} | \mathbf{z}) \frac{p(\mathbf{z})}{q(\mathbf{z})} \right) \right] = \mathbb{E}_q [\log p(\mathbf{x}, \mathbf{z}) - \log q(\mathbf{z})] \\ &= \mathbb{E}_{q_n} \left[\underbrace{\mathbb{E}_{i \neq n} [\log p(\mathbf{x}, \mathbf{z})]}_{=: \hat{p}(\mathbf{x}, \mathbf{z}_n)} \right] - \mathbb{E}_{q_n} [\log q_n(\mathbf{z}_n)] - \sum_{i \neq n} \mathbb{E}_{q_i} [\log q_i(\mathbf{z}_i)] \end{aligned}$$

Optimizing in Turn

- ▶ Independent latent variables: $q(\mathbf{z}) = \prod_n q(\mathbf{z}_n | \boldsymbol{\phi}_n) = \prod_n q_n(\mathbf{z}_n)$
- ▶▶ Optimize variational parameters in turn

$$\begin{aligned} \text{ELBO} &= \mathbb{E}_q \left[\log \left(p(\mathbf{x} | \mathbf{z}) \frac{p(\mathbf{z})}{q(\mathbf{z})} \right) \right] = \mathbb{E}_q [\log p(\mathbf{x}, \mathbf{z}) - \log q(\mathbf{z})] \\ &= \mathbb{E}_{q_n} \left[\underbrace{\mathbb{E}_{i \neq n} [\log p(\mathbf{x}, \mathbf{z})]}_{=: \hat{p}(\mathbf{x}, \mathbf{z}_n)} \right] - \mathbb{E}_{q_n} [\log q_n(\mathbf{z}_n)] - \sum_{i \neq n} \mathbb{E}_{q_i} [\log q_i(\mathbf{z}_i)] \\ &= \mathbb{E}_{q_n} [\hat{p}(\mathbf{x}, \mathbf{z}_n)] - \mathbb{E}_{q_n} [\log q_n(\mathbf{z}_n)] - \sum_{i \neq n} \mathbb{E}_{q_i} [\log q_i(\mathbf{z}_i)] \end{aligned}$$

Optimizing in Turn

- ▶ Independent latent variables: $q(\mathbf{z}) = \prod_n q(\mathbf{z}_n | \boldsymbol{\phi}_n) = \prod_n q_n(\mathbf{z}_n)$
- ▶▶ Optimize variational parameters in turn

$$\begin{aligned}\text{ELBO} &= \mathbb{E}_q \left[\log \left(p(\mathbf{x} | \mathbf{z}) \frac{p(\mathbf{z})}{q(\mathbf{z})} \right) \right] = \mathbb{E}_q [\log p(\mathbf{x}, \mathbf{z}) - \log q(\mathbf{z})] \\ &= \mathbb{E}_{q_n} \left[\underbrace{\mathbb{E}_{i \neq n} [\log p(\mathbf{x}, \mathbf{z})]}_{=: \hat{p}(\mathbf{x}, \mathbf{z}_n)} \right] - \mathbb{E}_{q_n} [\log q_n(\mathbf{z}_n)] - \sum_{i \neq n} \mathbb{E}_{q_i} [\log q_i(\mathbf{z}_i)] \\ &= \mathbb{E}_{q_n} [\hat{p}(\mathbf{x}, \mathbf{z}_n)] - \mathbb{E}_{q_n} [\log q_n(\mathbf{z}_n)] - \sum_{i \neq n} \mathbb{E}_{q_i} [\log q_i(\mathbf{z}_i)]\end{aligned}$$

- ▶ Fix $q_{i \neq n}$ and optimize factor q_n :

Optimizing in Turn

- ▶ Independent latent variables: $q(\mathbf{z}) = \prod_n q(\mathbf{z}_n | \boldsymbol{\phi}_n) = \prod_n q_n(\mathbf{z}_n)$
- ▶▶ Optimize variational parameters in turn

$$\begin{aligned}\text{ELBO} &= \mathbb{E}_q \left[\log \left(p(\mathbf{x} | \mathbf{z}) \frac{p(\mathbf{z})}{q(\mathbf{z})} \right) \right] = \mathbb{E}_q [\log p(\mathbf{x}, \mathbf{z}) - \log q(\mathbf{z})] \\ &= \mathbb{E}_{q_n} \left[\underbrace{\mathbb{E}_{i \neq n} [\log p(\mathbf{x}, \mathbf{z})]}_{=: \hat{p}(\mathbf{x}, \mathbf{z}_n)} \right] - \mathbb{E}_{q_n} [\log q_n(\mathbf{z}_n)] - \sum_{i \neq n} \mathbb{E}_{q_i} [\log q_i(\mathbf{z}_i)] \\ &= \mathbb{E}_{q_n} [\hat{p}(\mathbf{x}, \mathbf{z}_n)] - \mathbb{E}_{q_n} [\log q_n(\mathbf{z}_n)] - \sum_{i \neq n} \mathbb{E}_{q_i} [\log q_i(\mathbf{z}_i)]\end{aligned}$$

- ▶ Fix $q_{i \neq n}$ and optimize factor q_n :

$$\text{ELBO}(q_n) = \mathbb{E}_{q_n} [\hat{p}(\mathbf{x}, \mathbf{z}_n)] - \mathbb{E}_{q_n} [\log q_n(\mathbf{z}_n)] + \text{const}$$

Optimizing in Turn

- ▶ Independent latent variables: $q(\mathbf{z}) = \prod_n q(\mathbf{z}_n | \boldsymbol{\phi}_n) = \prod_n q_n(\mathbf{z}_n)$
- ▶▶ Optimize variational parameters in turn

$$\begin{aligned} \text{ELBO} &= \mathbb{E}_q \left[\log \left(p(\mathbf{x} | \mathbf{z}) \frac{p(\mathbf{z})}{q(\mathbf{z})} \right) \right] = \mathbb{E}_q [\log p(\mathbf{x}, \mathbf{z}) - \log q(\mathbf{z})] \\ &= \mathbb{E}_{q_n} \left[\underbrace{\mathbb{E}_{i \neq n} [\log p(\mathbf{x}, \mathbf{z})]}_{=: \hat{p}(\mathbf{x}, \mathbf{z}_n)} \right] - \mathbb{E}_{q_n} [\log q_n(\mathbf{z}_n)] - \sum_{i \neq n} \mathbb{E}_{q_i} [\log q_i(\mathbf{z}_i)] \\ &= \mathbb{E}_{q_n} [\hat{p}(\mathbf{x}, \mathbf{z}_n)] - \mathbb{E}_{q_n} [\log q_n(\mathbf{z}_n)] - \sum_{i \neq n} \mathbb{E}_{q_i} [\log q_i(\mathbf{z}_i)] \end{aligned}$$

- ▶ Fix $q_{i \neq n}$ and optimize factor q_n :

$$\begin{aligned} \text{ELBO}(q_n) &= \mathbb{E}_{q_n} [\hat{p}(\mathbf{x}, \mathbf{z}_n)] - \mathbb{E}_{q_n} [\log q_n(\mathbf{z}_n)] + \text{const} \\ &= \mathbb{E}_{q_n} \left[\log \frac{\exp(\hat{p}(\mathbf{x}, \mathbf{z}_n))}{q_n(\mathbf{z}_n)} \right] = -\text{KL}(q_n(\mathbf{z}_n) \| \exp(\hat{p}(\mathbf{x}, \mathbf{z}_n))) \end{aligned}$$

Optimal Factors

$$\text{ELBO}(q_n) = -\text{KL}(q_n(z_n) \parallel \exp(\hat{p}(x, z_n)))$$

- ▶ Maximizing the ELBO w.r.t. q_n is equivalent to minimizing $\text{KL}(q_n(z_n) \parallel \exp(\hat{p}(x, z_n)))$

$$\gg \log q_n^*(z_n) = \hat{p}(x, z_n) = \mathbb{E}_{q_{i \neq n}}[\log p(x, z)] + \text{const}$$

Optimal Factors

$$\text{ELBO}(q_n) = -\text{KL}(q_n(z_n) \parallel \exp(\hat{p}(\mathbf{x}, z_n)))$$

- ▶ Maximizing the ELBO w.r.t. q_n is equivalent to minimizing $\text{KL}(q_n(z_n) \parallel \exp(\hat{p}(\mathbf{x}, z_n)))$

▶▶ $\log q_n^*(z_n) = \hat{p}(\mathbf{x}, z_n) = \mathbb{E}_{q_{i \neq n}}[\log p(\mathbf{x}, z)] + \text{const}$

- ▶ Get the optimal factor q_n^* by

Optimal Factors

$$\text{ELBO}(q_n) = -\text{KL}(q_n(\mathbf{z}_n) \parallel \exp(\hat{p}(\mathbf{x}, \mathbf{z}_n)))$$

- ▶ Maximizing the ELBO w.r.t. q_n is equivalent to minimizing $\text{KL}(q_n(\mathbf{z}_n) \parallel \exp(\hat{p}(\mathbf{x}, \mathbf{z}_n)))$

$$\gg \log q_n^*(\mathbf{z}_n) = \hat{p}_n(\mathbf{x}, \mathbf{z}_n) = \mathbb{E}_{q_{i \neq n}}[\log p(\mathbf{x}, \mathbf{z})] + \text{const}$$

- ▶ Get the optimal factor q_n^* by
 1. Writing down the log-joint distribution of all latent and observed variables $\log p(\mathbf{x}, \mathbf{z})$

Optimal Factors

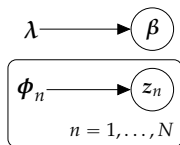
$$\text{ELBO}(q_n) = -\text{KL}(q_n(\mathbf{z}_n) \parallel \exp(\hat{p}(\mathbf{x}, \mathbf{z}_n)))$$

- ▶ Maximizing the ELBO w.r.t. q_n is equivalent to minimizing $\text{KL}(q_n(\mathbf{z}_n) \parallel \exp(\hat{p}(\mathbf{x}, \mathbf{z}_n)))$

▶ $\log q_n^*(\mathbf{z}_n) = \hat{p}(\mathbf{x}, \mathbf{z}_n) = \mathbb{E}_{q_{i \neq n}}[\log p(\mathbf{x}, \mathbf{z})] + \text{const}$

- ▶ Get the optimal factor q_n^* by
 1. Writing down the log-joint distribution of all latent and observed variables $\log p(\mathbf{x}, \mathbf{z})$
 2. Computing the expectation w.r.t. all other random variables

Mean-Field Approximation for Conditionally Conjugate Models

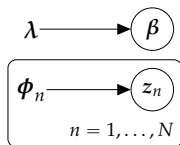


- **Optimal factors** (see Bishop (2006) or Ghahramani & Beal (2001)):

$$q^*(\beta|\lambda) \propto \exp(\mathbb{E}_z[\log p(x, z, \beta)])$$

$$q^*(z_n|\phi_n) \propto \exp(\mathbb{E}_\beta[\log p(x_n, z_n, \beta)])$$

Mean-Field Approximation for Conditionally Conjugate Models



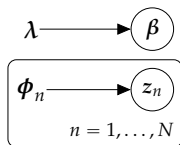
- ▶ **Optimal factors** (see Bishop (2006) or Ghahramani & Beal (2001)):

$$q^*(\beta|\lambda) \propto \exp(\mathbb{E}_z[\log p(x, z, \beta)])$$

$$q^*(z_n|\phi_n) \propto \exp(\mathbb{E}_\beta[\log p(x_n, z_n, \beta)])$$

- ▶ Update one term at a time ► **Coordinate ascent**

Mean-Field Approximation for Conditionally Conjugate Models



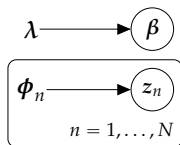
- ▶ **Optimal factors** (see Bishop (2006) or Ghahramani & Beal (2001)):

$$q^*(\beta|\lambda) \propto \exp(\mathbb{E}_z[\log p(x, z, \beta)])$$

$$q^*(z_n|\phi_n) \propto \exp(\mathbb{E}_\beta[\log p(x_n, z_n, \beta)])$$

- ▶ Update one term at a time ➡ **Coordinate ascent**
- ▶ No closed-form solution (see EM algorithm)

Mean-Field Approximation for Conditionally Conjugate Models



- ▶ **Optimal factors** (see Bishop (2006) or Ghahramani & Beal (2001)):

$$q^*(\beta|\lambda) \propto \exp(\mathbb{E}_z[\log p(x, z, \beta)])$$

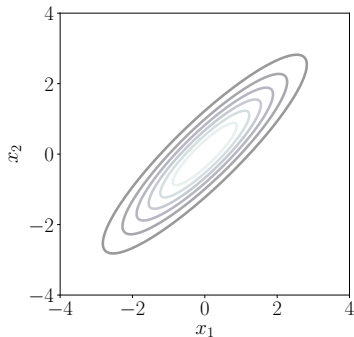
$$q^*(z_n|\phi_n) \propto \exp(\mathbb{E}_\beta[\log p(x_n, z_n, \beta)])$$

- ▶ Update one term at a time ➡ **Coordinate ascent**
- ▶ No closed-form solution (see EM algorithm)
- ▶ Iteratively optimize each parameter until we reach a local optimum (convergence guaranteed)

Mean-Field Approximation: Algorithm

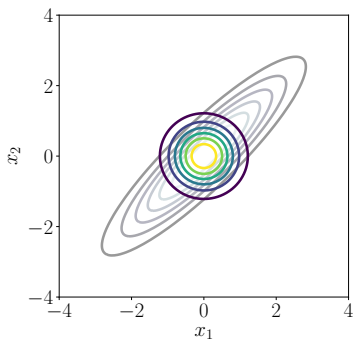
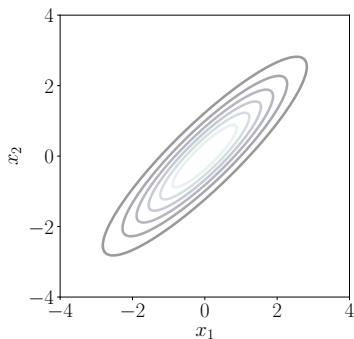
1. Input: data x , model $p(\beta, z, x)$
2. Initialize global variational parameters λ randomly
3. While ELBO has not converged, repeat:
 - 3.1 For each data point x_n
 - 3.1.1 Update local variational parameters ϕ_n
 - 3.2 Update global variational parameters λ

Mean-Field Approximation: Limitation



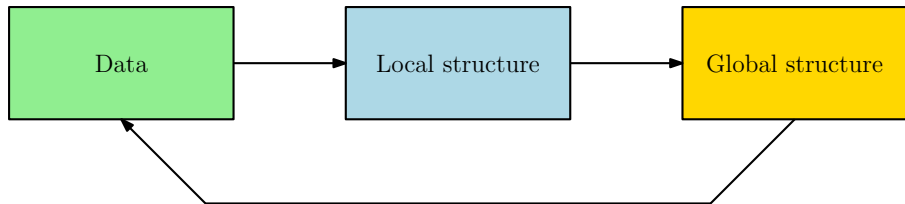
- ▶ Mean-field VI to approximate a correlated Gaussian with a factorized Gaussian

Mean-Field Approximation: Limitation

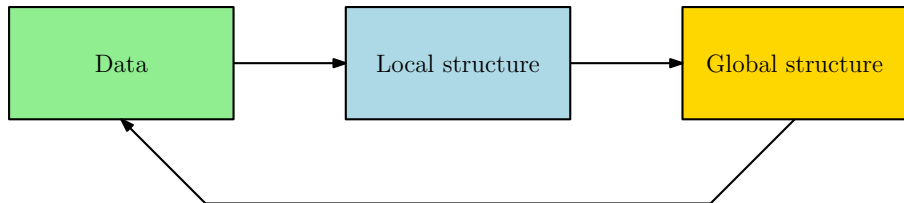


- ▶ Mean-field VI to approximate a correlated Gaussian with a factorized Gaussian
- ▶ Generally, mean-field VI tends to yield an approximation that is **too compact** ►► Need better classes of posterior approximations

Classical Variational Inference: Limitation



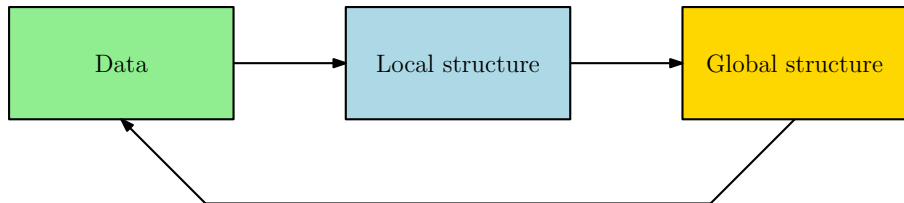
Classical Variational Inference: Limitation



- ▶ Classical VI is inefficient: Need to crunch through the full dataset to update variational parameters

Can't handle massive data

Classical Variational Inference: Limitation



- ▶ Classical VI is inefficient: Need to crunch through the full dataset to update variational parameters

Can't handle massive data

- ▶ **Stochastic variational inference** updates the global hidden structure once we have any update of the local structure

▶▶ **Stochastic optimization**

Overview

Introduction and Background

Key Idea

Optimization Objective

Conditionally Conjugate Models

Mean-Field Variational Inference

Stochastic Variational Inference

Limits of Classical Variational Inference

Black-Box Variational Inference

Computing Gradients of Expectations

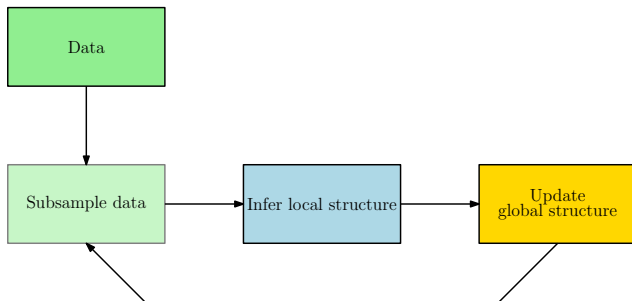
Score Function Gradients

Pathwise Gradients

Amortized Inference

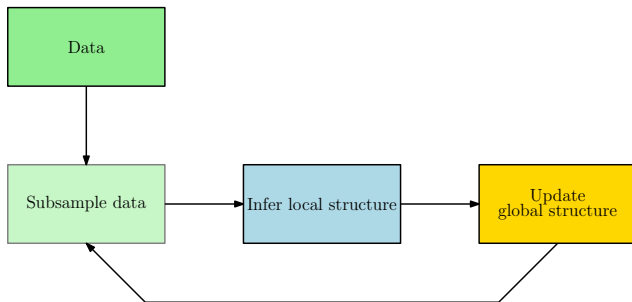
Richer Posterior Approximations

Stochastic Variational Inference



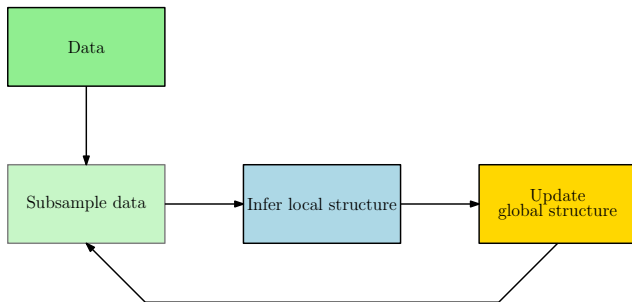
- ▶ Coordinate-ascent VI is inefficient: Need to look at the full dataset to update variational parameters

Stochastic Variational Inference



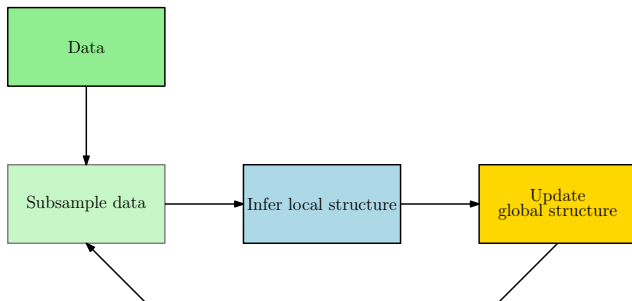
- ▶ Coordinate-ascent VI is inefficient: Need to look at the full dataset to update variational parameters
- ▶ Idea:

Stochastic Variational Inference



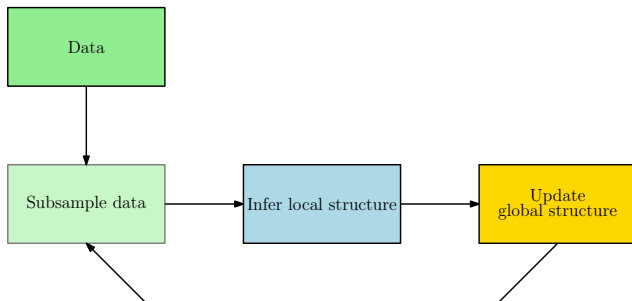
- ▶ Coordinate-ascent VI is inefficient: Need to look at the full dataset to update variational parameters
- ▶ Idea:
 - ▶ Do some local computations for each data point

Stochastic Variational Inference



- ▶ Coordinate-ascent VI is inefficient: Need to look at the full dataset to update variational parameters
- ▶ Idea:
 - ▶ Do some local computations for each data point
 - ▶ Subsample data, infer local structure, update global structure

Stochastic Variational Inference



- ▶ Coordinate-ascent VI is inefficient: Need to look at the full dataset to update variational parameters
- ▶ Idea:
 - ▶ Do some local computations for each data point
 - ▶ Subsample data, infer local structure, update global structure
- ▶ Key: **Stochastic optimization**

Stochastic Optimization: Key Idea

- ▶ Replace exact gradient with cheaper (noisy) estimates (Robbins & Monro, 1951)
- ▶ This estimate could be based on a subset of the data (mini-batches)
- ▶ Guaranteed to converge to a local optimum
- ▶ Key driver of modern machine learning

Noisy Updates of Variational Parameters

- ▶ With noisy gradients, update the variational parameters:

$$\mathbf{v}_{t+1} = \mathbf{v}_t + \rho_t \hat{\nabla}_{\mathbf{v}} \mathcal{F}(\mathbf{v})$$

Noisy Updates of Variational Parameters

- ▶ With noisy gradients, update the variational parameters:

$$\boldsymbol{v}_{t+1} = \boldsymbol{v}_t + \rho_t \hat{\nabla}_{\boldsymbol{v}} \mathcal{F}(\boldsymbol{v})$$

- ▶ Requires **unbiased gradients**, i.e., on average the gradient points in the correct direction:

$$\mathbb{E}[\hat{\nabla}_{\boldsymbol{v}} \mathcal{F}(\boldsymbol{v})] = \nabla_{\boldsymbol{v}} \mathcal{F}(\boldsymbol{v})$$

Noisy Updates of Variational Parameters

- ▶ With noisy gradients, update the variational parameters:

$$\boldsymbol{v}_{t+1} = \boldsymbol{v}_t + \rho_t \hat{\nabla}_{\boldsymbol{v}} \mathcal{F}(\boldsymbol{v})$$

- ▶ Requires **unbiased gradients**, i.e., on average the gradient points in the correct direction:

$$\mathbb{E}[\hat{\nabla}_{\boldsymbol{v}} \mathcal{F}(\boldsymbol{v})] = \nabla_{\boldsymbol{v}} \mathcal{F}(\boldsymbol{v})$$

- ▶ Some requirements on the step size parameter ρ_t
 - ▶▶ Convergence to local optimum

Natural Gradient

$$\tilde{\nabla}_{\boldsymbol{\nu}} \mathcal{F}(\boldsymbol{\nu}) = \mathbf{F}^{-1} \nabla_{\boldsymbol{\nu}} \mathcal{F}(\boldsymbol{\nu}) \quad \mathbf{F} : \text{Fisher information matrix}$$

- ▶ Points in the direction of **maximum change in distribution space**, not in parameter space ▶▶ We maximize the ELBO/minimize KL
- ▶ **Invariant to parametrization** of distribution (e.g., variance vs precision of a Gaussian)
- ▶ Scales each parameter individually

Natural Gradient

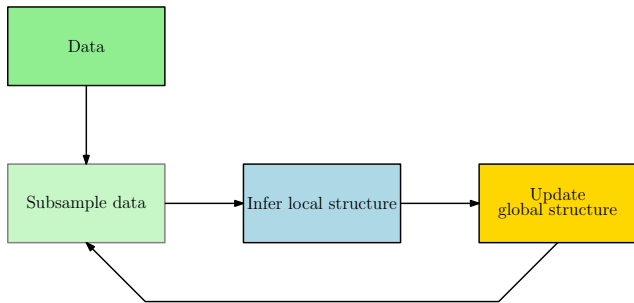
$$\tilde{\nabla}_{\boldsymbol{v}} \mathcal{F}(\boldsymbol{v}) = \boldsymbol{F}^{-1} \nabla_{\boldsymbol{v}} \mathcal{F}(\boldsymbol{v}) \quad \boldsymbol{F} : \text{Fisher information matrix}$$

- ▶ Points in the direction of **maximum change in distribution space**, not in parameter space ▶▶ We maximize the ELBO/minimize KL
- ▶ **Invariant to parametrization** of distribution (e.g., variance vs precision of a Gaussian)
- ▶ Scales each parameter individually
- ▶ **Natural gradient** for conditionally conjugate models easy to compute (Hoffman et al., 2013)
- ▶ Noisy natural gradient (one estimate per data point)
- ▶ **Unbiased**
- ▶ Only depends on optimized parameters of a single data point
▶▶ **cheap to compute**

Algorithm

1. Input: data x , model $p(\beta, z, x)$
2. Initialize global variational parameters λ randomly
3. Repeat
 - 3.1 Sample data point x_n uniformly at random
 - 3.2 Update local parameter ϕ_n
 - 3.3 Compute intermediate global parameter $\hat{\lambda}$ based on noisy natural gradient
 - 3.4 Set global parameter

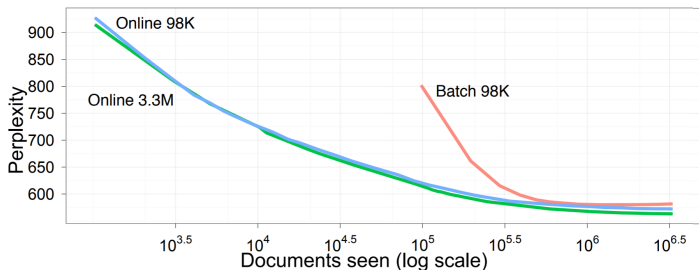
$$\lambda \leftarrow (1 - \rho_t)\lambda + \rho_t \hat{\lambda}$$



- ▶ Look at a single data point in your dataset
- ▶ Infer local variational parameters
- ▶ Update global variational parameters using noisy natural gradient
- ▶ Repeat

▶ Simple way to scale variational inference to massive datasets

Example: Online LDA (Hoffman et al., 2010)



Documents analyzed	2048	4096	8192	12288	16384	32768	49152	65536
Top eight words	systems road made service announced national west language	systems health communication service billion language care road	service systems health companies market communication company billion	service systems companies business company billion health industry	service companies business company industry market billion	business service companies industry company management systems services	business service companies industry services company management public	business industry service companies services company management public

From Hoffman et al. (2010)

Overview

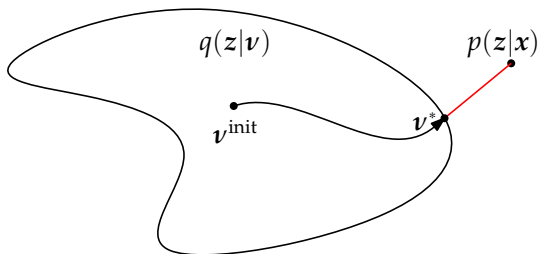


Figure adopted from Blei et al.'s NIPS-2016 tutorial

- ▶ Find approximation of a probability distribution (e.g., posterior) by optimization:
 1. Define an objective function
 2. Define a (parametrized) family of approximating distributions q_v
 3. Optimize objective function w.r.t. variational parameters v
- ▶ Inference ►► Optimization

Roadmap II

1. Limits of Classical Variational Inference
2. Black-Box Variational Inference
3. Computing Gradients of Expectations

Overview

Introduction and Background

Key Idea

Optimization Objective

Conditionally Conjugate Models

Mean-Field Variational Inference

Stochastic Variational Inference

Limits of Classical Variational Inference

Black-Box Variational Inference

Computing Gradients of Expectations

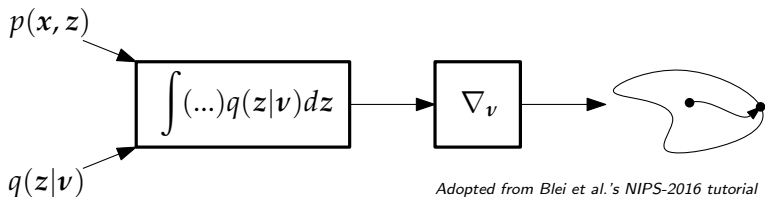
Score Function Gradients

Pathwise Gradients

Amortized Inference

Richer Posterior Approximations

Variational Inference: General Recipe

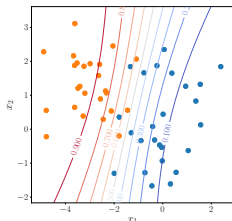


- ▶ Specify model $p(x, z)$ and approximation $q(z|\nu)$
- ▶ Objective $\mathcal{F}(\nu) = \mathbb{E}_q[\log p(x, z) - \log q(z|\nu)]$
- ▶ Compute expectation
- ▶ Compute gradient
- ▶ Optimize with gradient descent

This recipe is fairly generic.

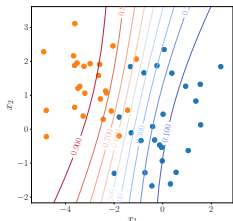
Example: Bayesian Logistic Regression

- ▶ Binary classification
- ▶ Inputs $x \in \mathbb{R}$, labels $y \in \{0, 1\}$
- ▶ Model parameter z (normally denoted by θ)



Example: Bayesian Logistic Regression

- ▶ Binary classification
- ▶ Inputs $x \in \mathbb{R}$, labels $y \in \{0, 1\}$
- ▶ Model parameter z (normally denoted by θ)

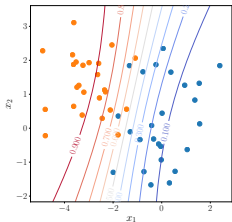


Prior on model parameter: $p(z) = \mathcal{N}(0, 1)$

Likelihood: $p(y_n|x_n, z) = \text{Ber}(\sigma(zx_n))$

Example: Bayesian Logistic Regression

- ▶ Binary classification
- ▶ Inputs $x \in \mathbb{R}$, labels $y \in \{0, 1\}$
- ▶ Model parameter z (normally denoted by θ)



Prior on model parameter: $p(z) = \mathcal{N}(0, 1)$

Likelihood: $p(y_n|x_n, z) = \text{Ber}(\sigma(zx_n))$

- ▶ Assume we have a single data point (x, y)
- ▶ Goal: Approximate the intractable posterior distribution $p(z|x, y)$ using variational inference

Example: Bayesian Logistic Regression (2)

- ▶ Choose Gaussian variational approximation:

$$q(z|\mathbf{v}) = \mathcal{N}(\mu, \sigma^2) \gg \mathbf{v} =$$

Example: Bayesian Logistic Regression (2)

- ▶ Choose Gaussian variational approximation:

$$q(z|\mathbf{v}) = \mathcal{N}(\mu, \sigma^2) \gg \mathbf{v} = \{\mu, \sigma^2\}$$

Example: Bayesian Logistic Regression (2)

- ▶ Choose Gaussian variational approximation:

$$q(z|\mathbf{v}) = \mathcal{N}(\mu, \sigma^2) \gg \mathbf{v} = \{\mu, \sigma^2\}$$

- ▶ Objective function: ELBO $\mathcal{F}(\mathbf{v})$

$$\mathcal{F}(\mu, \sigma^2) = \mathbb{E}_q[\log p(z) - \log q(z) + \log p(y|x, z)]$$

Example: Bayesian Logistic Regression (2)

- ▶ Choose Gaussian variational approximation:

$$q(z|\mathbf{v}) = \mathcal{N}(\mu, \sigma^2) \gg \mathbf{v} = \{\mu, \sigma^2\}$$

- ▶ Objective function: ELBO $\mathcal{F}(\mathbf{v})$

$$\begin{aligned}\mathcal{F}(\mu, \sigma^2) &= \mathbb{E}_q[\log p(z) - \log q(z) + \log p(y|x, z)] \\ &= -\frac{1}{2}(\mu^2 + \sigma^2) + \frac{1}{2} \log \sigma^2 + \mathbb{E}_q[\log p(y|x, z)] + c\end{aligned}$$

Example: Bayesian Logistic Regression (2)

- ▶ Choose Gaussian variational approximation:

$$q(z|\boldsymbol{\nu}) = \mathcal{N}(\boldsymbol{\mu}, \sigma^2) \gg \boldsymbol{\nu} = \{\boldsymbol{\mu}, \sigma^2\}$$

- ▶ Objective function: ELBO $\mathcal{F}(\boldsymbol{\nu})$

$$\begin{aligned}\mathcal{F}(\boldsymbol{\mu}, \sigma^2) &= \mathbb{E}_q[\log p(z) - \log q(z) + \log p(y|x, z)] \\ &= -\frac{1}{2}(\boldsymbol{\mu}^2 + \sigma^2) + \frac{1}{2} \log \sigma^2 + \mathbb{E}_q[\log p(y|x, z)] + c\end{aligned}$$

$$\mathbb{E}_q[\log p(y|x, z)] =$$

Example: Bayesian Logistic Regression (2)

- ▶ Choose Gaussian variational approximation:

$$q(z|\mathbf{v}) = \mathcal{N}(\mu, \sigma^2) \gg \mathbf{v} = \{\mu, \sigma^2\}$$

- ▶ Objective function: ELBO $\mathcal{F}(\mathbf{v})$

$$\begin{aligned}\mathcal{F}(\mu, \sigma^2) &= \mathbb{E}_q[\log p(z) - \log q(z) + \log p(y|x, z)] \\ &= -\frac{1}{2}(\mu^2 + \sigma^2) + \frac{1}{2} \log \sigma^2 + \mathbb{E}_q[\log p(y|x, z)] + c\end{aligned}$$

$$\mathbb{E}_q[\log p(y|x, z)] = \mathbb{E}_q[y \log \sigma(xz) + (1 - y) \log(1 - \sigma(xz))]$$

Example: Bayesian Logistic Regression (2)

- ▶ Choose Gaussian variational approximation:

$$q(z|\mathbf{v}) = \mathcal{N}(\mu, \sigma^2) \quad \blacktriangleright \quad \mathbf{v} = \{\mu, \sigma^2\}$$

- ▶ Objective function: ELBO $\mathcal{F}(\mathbf{v})$

$$\begin{aligned}\mathcal{F}(m, \sigma^2) &= \mathbb{E}_q[\log p(z) - \log q(z) + \log p(y|x, z)] \\ &= -\frac{1}{2}(\mu^2 + \sigma^2) + \frac{1}{2} \log \sigma^2 + \mathbb{E}_q[\log p(y|x, z)] + c\end{aligned}$$

$$\begin{aligned}\mathbb{E}_q[\log p(y|x, z)] &= \mathbb{E}_q[y \log \sigma(xz) + (1 - y) \log(1 - \sigma(xz))] \\ &= \mathbb{E}_q[yxz] - \mathbb{E}_q[y \log(1 + \exp(xz))] \\ &\quad + \mathbb{E}_q \left[(1 - y) \log \left(1 - \frac{\exp(xz)}{1 + \exp(xz)} \right) \right]\end{aligned}$$

with

$$\sigma(xz) = \frac{\exp(xz)}{1 + \exp(xz)}$$

Computing the Expected Log-Likelihood

$$\begin{aligned}\mathbb{E}_q[\log p(y|x, z)] &= \mathbb{E}_q[yxz] - \mathbb{E}_q[y \log(1 + \exp(xz))] \\ &\quad + \mathbb{E}_q[(1 - y) \log \left(1 - \frac{\exp(xz)}{1 + \exp(xz)}\right)]\end{aligned}$$

Computing the Expected Log-Likelihood

$$\begin{aligned}\mathbb{E}_q[\log p(y|x, z)] &= \mathbb{E}_q[yxz] - \mathbb{E}_q[y \log(1 + \exp(xz))] \\ &\quad + \mathbb{E}_q[(1 - y) \log \left(1 - \frac{\exp(xz)}{1 + \exp(xz)}\right)] \\ &= yx\mu - \mathbb{E}_q[y \log(1 + \exp(xz))] \\ &\quad + \mathbb{E}_q[(1 - y) \log \left(\frac{1}{1 + \exp(xz)}\right)]\end{aligned}$$

Computing the Expected Log-Likelihood

$$\begin{aligned}\mathbb{E}_q[\log p(y|x, z)] &= \mathbb{E}_q[yxz] - \mathbb{E}_q[y \log(1 + \exp(xz))] \\ &\quad + \mathbb{E}_q[(1 - y) \log \left(1 - \frac{\exp(xz)}{1 + \exp(xz)}\right)] \\ &= yx\mu - \mathbb{E}_q[y \log(1 + \exp(xz))] \\ &\quad + \mathbb{E}_q[(1 - y) \log \left(\frac{1}{1 + \exp(xz)}\right)] \\ &= yx\mu - \mathbb{E}_q[y \log(1 + \exp(xz))] \\ &\quad - \mathbb{E}_q[\log(1 + \exp(xz))] + \mathbb{E}_q[y \log(1 + \exp(xz))]\end{aligned}$$

Computing the Expected Log-Likelihood

$$\begin{aligned}\mathbb{E}_q[\log p(y|x, z)] &= \mathbb{E}_q[yxz] - \mathbb{E}_q[y \log(1 + \exp(xz))] \\ &\quad + \mathbb{E}_q[(1 - y) \log \left(1 - \frac{\exp(xz)}{1 + \exp(xz)}\right)] \\ &= yx\mu - \mathbb{E}_q[y \log(1 + \exp(xz))] \\ &\quad + \mathbb{E}_q[(1 - y) \log \left(\frac{1}{1 + \exp(xz)}\right)] \\ &= yx\mu - \mathbb{E}_q[y \log(1 + \exp(xz))] \\ &\quad - \mathbb{E}_q[\log(1 + \exp(xz))] + \mathbb{E}_q[y \log(1 + \exp(xz))] \\ &= yx\mu - \mathbb{E}_q[\log(1 + \exp(xz))]\end{aligned}$$

Example: Bayesian Logistic Regression (ctd.)

- ▶ Choose Gaussian variational approximation:

$$q(z|\mathbf{v}) = \mathcal{N}(\mu, \sigma^2) \gg \mathbf{v} = \{\mu, \sigma^2\}$$

- ▶ Objective function: ELBO $\mathcal{F}(\mathbf{v})$

$$\begin{aligned}\mathcal{F}(\mu, \sigma^2) &= \mathbb{E}_q[\log p(z) + \log p(y|x, z) - \log q(z)] \\ &= -\frac{1}{2}(\mu^2 + \sigma^2) + \frac{1}{2} \log \sigma^2 + \mathbb{E}_q[\log p(y|x, z)] + c \\ &= -\frac{1}{2}(\mu^2 + \sigma^2) + \frac{1}{2} \log \sigma^2 + yx\mu - \mathbb{E}_q[\log(1 + \exp(xz))]\end{aligned}$$

Example: Bayesian Logistic Regression (ctd.)

- ▶ Choose Gaussian variational approximation:

$$q(z|\boldsymbol{v}) = \mathcal{N}(\boldsymbol{\mu}, \sigma^2) \gg \boldsymbol{v} = \{\boldsymbol{\mu}, \sigma^2\}$$

- ▶ Objective function: ELBO $\mathcal{F}(\boldsymbol{v})$

$$\begin{aligned}\mathcal{F}(\boldsymbol{\mu}, \sigma^2) &= \mathbb{E}_q[\log p(z) + \log p(y|x, z) - \log q(z)] \\ &= -\frac{1}{2}(\boldsymbol{\mu}^2 + \sigma^2) + \frac{1}{2} \log \sigma^2 + \mathbb{E}_q[\log p(y|x, z)] + \mathbf{c} \\ &= -\frac{1}{2}(\boldsymbol{\mu}^2 + \sigma^2) + \frac{1}{2} \log \sigma^2 + yx\boldsymbol{\mu} - \mathbb{E}_q[\log(1 + \exp(xz))]\end{aligned}$$

- ▶ **Expectation cannot be computed in closed form**
- ▶ **Pushing gradients through Monte Carlo estimates is very hard.**

Example: Bayesian Logistic Regression (ctd.)

- ▶ Choose Gaussian variational approximation:

$$q(z|\mathbf{v}) = \mathcal{N}(\mu, \sigma^2) \gg \mathbf{v} = \{\mu, \sigma^2\}$$

- ▶ Objective function: ELBO $\mathcal{F}(\mathbf{v})$

$$\begin{aligned}\mathcal{F}(\mu, \sigma^2) &= \mathbb{E}_q[\log p(z) + \log p(y|x, z) - \log q(z)] \\ &= -\frac{1}{2}(\mu^2 + \sigma^2) + \frac{1}{2} \log \sigma^2 + \mathbb{E}_q[\log p(y|x, z)] + c \\ &= -\frac{1}{2}(\mu^2 + \sigma^2) + \frac{1}{2} \log \sigma^2 + yx\mu - \mathbb{E}_q[\log(1 + \exp(xz))]\end{aligned}$$

- ▶ **Expectation cannot be computed in closed form**
- ▶ **Pushing gradients through Monte Carlo estimates is very hard.**
- ▶ Option: Lower-bound this expectation; but this is **model specific**.

Non-Conjugate Models

- ▶ Nonlinear time series models
- ▶ Deep latent Gaussian models
- ▶ Attention models (e.g., DRAW)
- ▶ Generalized linear models (e.g., logistic regression)
- ▶ Bayesian neural networks
- ▶ ...

Non-Conjugate Models

- ▶ Nonlinear time series models
- ▶ Deep latent Gaussian models
- ▶ Attention models (e.g., DRAW)
- ▶ Generalized linear models (e.g., logistic regression)
- ▶ Bayesian neural networks
- ▶ ...

There are many interesting non-conjugate models

- ▶ Look for a solution that is not model specific
- ▶ **Black-Box Variational Inference**

Overview

Introduction and Background

Key Idea

Optimization Objective

Conditionally Conjugate Models

Mean-Field Variational Inference

Stochastic Variational Inference

Limits of Classical Variational Inference

Black-Box Variational Inference

Computing Gradients of Expectations

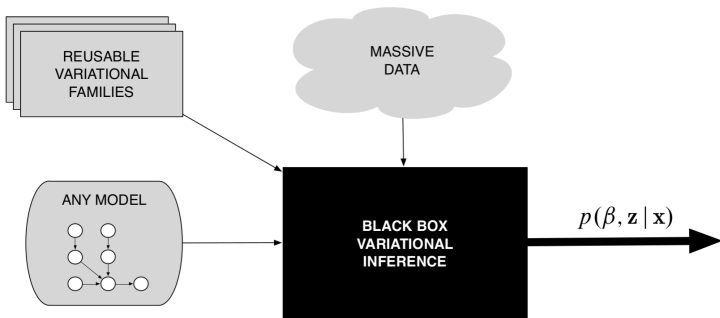
Score Function Gradients

Pathwise Gradients

Amortized Inference

Richer Posterior Approximations

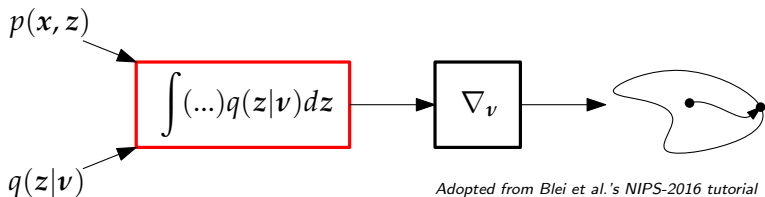
Black-Box Variational Inference



From Blei et al.'s NIPS-2016 tutorial

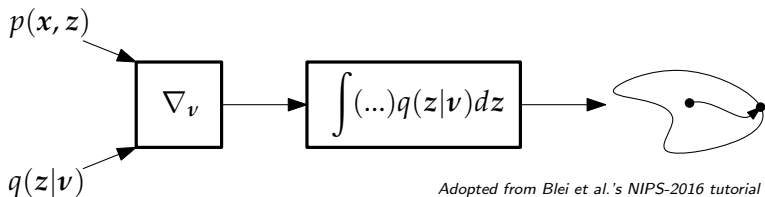
- ▶ Any model
- ▶ Massive data
- ▶ Some general assumptions on the approximating family

Computational Challenge of Classical VI



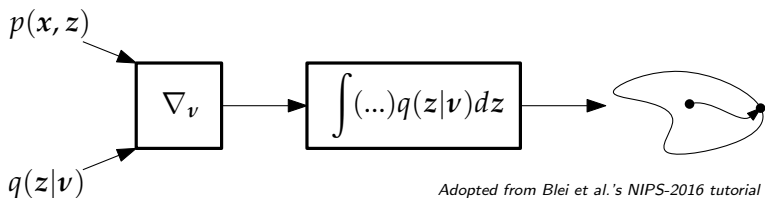
- ▶ Integral computation, which makes the ELBO explicitly a function of the variational parameters
- ▶ Integral cannot be computed for non-conjugate models
- ▶▶ Gradient computation difficult

Approach



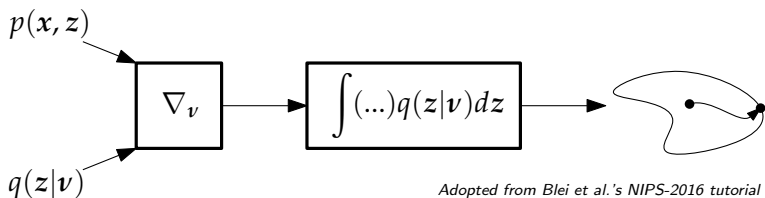
- ▶ Switch order of integration (compute expectations) and differentiation

Approach



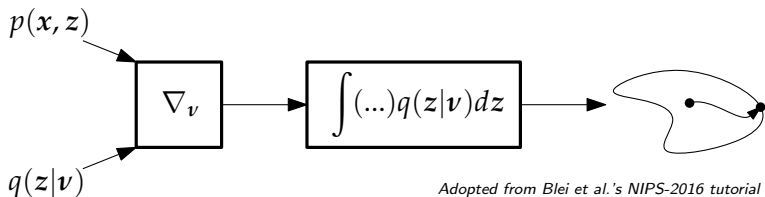
- ▶ Switch order of integration (compute expectations) and differentiation
- ▶ Approximate the expectation after having taken the gradient
 - ▶▶ Monte Carlo estimator (ideally with low variance)

Approach



- ▶ Switch order of integration (compute expectations) and differentiation
- ▶ Approximate the expectation after having taken the gradient
 - ▶▶ Monte Carlo estimator (ideally with low variance)
- ▶ Stochastic optimization

Approach



- ▶ Switch order of integration (compute expectations) and differentiation
- ▶ Approximate the expectation after having taken the gradient
 - ▶▶ Monte Carlo estimator (ideally with low variance)
- ▶ Stochastic optimization
- ▶▶ Require a **general way to compute gradients of expectations**

Re-Writing the ELBO

$$\text{ELBO} = \mathbb{E}_q[\log p(\mathbf{x}|\mathbf{z})] - \text{KL}(q(\mathbf{z}|\mathbf{v})\|p(\mathbf{z}))$$

Re-Writing the ELBO

$$\begin{aligned}\text{ELBO} &= \mathbb{E}_q[\log p(\mathbf{x}|\mathbf{z})] - \text{KL}(q(\mathbf{z}|\boldsymbol{\nu})\|p(\mathbf{z})) \\ &= \mathbb{E}_q[\log p(\mathbf{x}|\mathbf{z})] + \mathbb{E}_q[\log p(\mathbf{z}) - \log q(\mathbf{z}|\boldsymbol{\nu})]\end{aligned}$$

Re-Writing the ELBO

$$\begin{aligned}\text{ELBO} &= \mathbb{E}_q[\log p(\mathbf{x}|\mathbf{z})] - \text{KL}(q(\mathbf{z}|\boldsymbol{\nu})\|p(\mathbf{z})) \\ &= \mathbb{E}_q[\log p(\mathbf{x}|\mathbf{z})] + \mathbb{E}_q[\log p(\mathbf{z}) - \log q(\mathbf{z}|\boldsymbol{\nu})] \\ &= \mathbb{E}_q[\underbrace{\log p(\mathbf{x}, \mathbf{z}) - \log q(\mathbf{z}|\boldsymbol{\nu})}_{=:g(\mathbf{z},\boldsymbol{\nu})}]\end{aligned}$$

Re-Writing the ELBO

$$\begin{aligned}\text{ELBO} &= \mathbb{E}_q[\log p(\mathbf{x}|\mathbf{z})] - \text{KL}(q(\mathbf{z}|\boldsymbol{\nu})\|p(\mathbf{z})) \\ &= \mathbb{E}_q[\log p(\mathbf{x}|\mathbf{z})] + \mathbb{E}_q[\log p(\mathbf{z}) - \log q(\mathbf{z}|\boldsymbol{\nu})] \\ &= \mathbb{E}_q[\underbrace{\log p(\mathbf{x}, \mathbf{z}) - \log q(\mathbf{z}|\boldsymbol{\nu})}_{=:g(\mathbf{z},\boldsymbol{\nu})}]\end{aligned}$$

Evidence Lower Bound

$$\text{ELBO} = \mathbb{E}_q[g(\mathbf{z}, \boldsymbol{\nu})] = \int g(\mathbf{z}, \boldsymbol{\nu})q(\mathbf{z}|\boldsymbol{\nu})d\mathbf{z}$$

$$g(\mathbf{z}, \boldsymbol{\nu}) := \log p(\mathbf{x}, \mathbf{z}) - \log q(\mathbf{z}|\boldsymbol{\nu})$$

Overview

Introduction and Background

Key Idea

Optimization Objective

Conditionally Conjugate Models

Mean-Field Variational Inference

Stochastic Variational Inference

Limits of Classical Variational Inference

Black-Box Variational Inference

Computing Gradients of Expectations

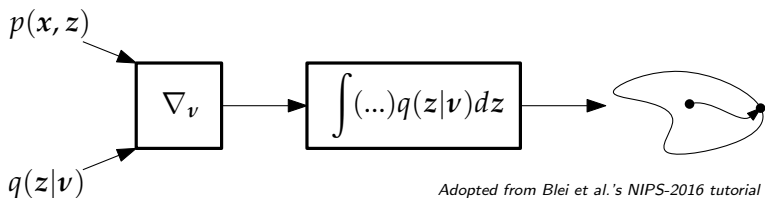
Score Function Gradients

Pathwise Gradients

Amortized Inference

Richer Posterior Approximations

Approach



- ▶ **Switch order of integration (compute expectations) and differentiation**
- ▶ Simplify the expectation after having taken the gradient

Log-Derivative Trick

Log-Derivative Trick

$$\nabla_{\nu} \log q(\mathbf{z}|\nu) =$$

Log-Derivative Trick

Log-Derivative Trick

$$\begin{aligned}\nabla_{\boldsymbol{\nu}} \log q(\mathbf{z}|\boldsymbol{\nu}) &= \frac{\nabla_{\boldsymbol{\nu}} q(\mathbf{z}|\boldsymbol{\nu})}{q(\mathbf{z}|\boldsymbol{\nu})} \\ \iff \nabla_{\boldsymbol{\nu}} q(\mathbf{z}|\boldsymbol{\nu}) &= q(\mathbf{z}|\boldsymbol{\nu}) \nabla_{\boldsymbol{\nu}} \log q(\mathbf{z}|\boldsymbol{\nu})\end{aligned}$$

Log-Derivative Trick

Log-Derivative Trick

$$\begin{aligned}\nabla_{\boldsymbol{\nu}} \log q(\mathbf{z}|\boldsymbol{\nu}) &= \frac{\nabla_{\boldsymbol{\nu}} q(\mathbf{z}|\boldsymbol{\nu})}{q(\mathbf{z}|\boldsymbol{\nu})} \\ \iff \nabla_{\boldsymbol{\nu}} q(\mathbf{z}|\boldsymbol{\nu}) &= q(\mathbf{z}|\boldsymbol{\nu}) \nabla_{\boldsymbol{\nu}} \log q(\mathbf{z}|\boldsymbol{\nu})\end{aligned}$$

► Therefore:

$$\begin{aligned}\int \nabla_{\boldsymbol{\nu}} q(\mathbf{z}|\boldsymbol{\nu}) f(\mathbf{z}) d\mathbf{z} &= \int q(\mathbf{z}|\boldsymbol{\nu}) \nabla_{\boldsymbol{\nu}} \log q(\mathbf{z}|\boldsymbol{\nu}) f(\mathbf{z}) d\mathbf{z} \\ &= \mathbb{E}_q[\nabla_{\boldsymbol{\nu}} \log q(\mathbf{z}|\boldsymbol{\nu}) f(\mathbf{z})]\end{aligned}$$

Log-Derivative Trick

Log-Derivative Trick

$$\begin{aligned}\nabla_{\boldsymbol{\nu}} \log q(\mathbf{z}|\boldsymbol{\nu}) &= \frac{\nabla_{\boldsymbol{\nu}} q(\mathbf{z}|\boldsymbol{\nu})}{q(\mathbf{z}|\boldsymbol{\nu})} \\ \iff \nabla_{\boldsymbol{\nu}} q(\mathbf{z}|\boldsymbol{\nu}) &= q(\mathbf{z}|\boldsymbol{\nu}) \nabla_{\boldsymbol{\nu}} \log q(\mathbf{z}|\boldsymbol{\nu})\end{aligned}$$

- Therefore:

$$\begin{aligned}\int \nabla_{\boldsymbol{\nu}} q(\mathbf{z}|\boldsymbol{\nu}) f(\mathbf{z}) d\mathbf{z} &= \int q(\mathbf{z}|\boldsymbol{\nu}) \nabla_{\boldsymbol{\nu}} \log q(\mathbf{z}|\boldsymbol{\nu}) f(\mathbf{z}) d\mathbf{z} \\ &= \mathbb{E}_q[\nabla_{\boldsymbol{\nu}} \log q(\mathbf{z}|\boldsymbol{\nu}) f(\mathbf{z})]\end{aligned}$$

- If we can sample from q , this expectation can be evaluated easily (Monte Carlo estimation)

Gradients of Expectations: Approach 1

$$\text{ELBO} = \mathcal{F}(\boldsymbol{\nu}) = \mathbb{E}_q[g(\mathbf{z}, \boldsymbol{\nu})], \quad g(\mathbf{z}, \boldsymbol{\nu}) = \log p(\mathbf{x}, \mathbf{z}) - \log q(\mathbf{z}|\boldsymbol{\nu})$$

- ▶ Need gradient of ELBO w.r.t. variational parameters $\boldsymbol{\nu}$

Gradients of Expectations: Approach 1

$$\text{ELBO} = \mathcal{F}(\boldsymbol{\nu}) = \mathbb{E}_q[g(\mathbf{z}, \boldsymbol{\nu})], \quad g(\mathbf{z}, \boldsymbol{\nu}) = \log p(\mathbf{x}, \mathbf{z}) - \log q(\mathbf{z}|\boldsymbol{\nu})$$

- ▶ Need gradient of ELBO w.r.t. variational parameters $\boldsymbol{\nu}$

$$\nabla_{\boldsymbol{\nu}} \mathcal{F} = \nabla_{\boldsymbol{\nu}} \mathbb{E}_q[g(\mathbf{z}, \boldsymbol{\nu})]$$

$$= \mathbb{E}_q[\nabla_{\boldsymbol{\nu}} \log q(\mathbf{z}|\boldsymbol{\nu})g(\mathbf{z}, \boldsymbol{\nu}) + \nabla_{\boldsymbol{\nu}} g(\mathbf{z}, \boldsymbol{\nu})]$$

Gradients of Expectations: Approach 1

$$\text{ELBO} = \mathcal{F}(\boldsymbol{\nu}) = \mathbb{E}_q[g(\mathbf{z}, \boldsymbol{\nu})], \quad g(\mathbf{z}, \boldsymbol{\nu}) = \log p(\mathbf{x}, \mathbf{z}) - \log q(\mathbf{z}|\boldsymbol{\nu})$$

- ▶ Need gradient of ELBO w.r.t. variational parameters $\boldsymbol{\nu}$

$$\nabla_{\boldsymbol{\nu}} \mathcal{F} = \nabla_{\boldsymbol{\nu}} \mathbb{E}_q[g(\mathbf{z}, \boldsymbol{\nu})] = \nabla_{\boldsymbol{\nu}} \int g(\mathbf{z}, \boldsymbol{\nu}) q(\mathbf{z}|\boldsymbol{\nu}) d\mathbf{z}$$

$$= \mathbb{E}_q[\nabla_{\boldsymbol{\nu}} \log q(\mathbf{z}|\boldsymbol{\nu}) g(\mathbf{z}, \boldsymbol{\nu}) + \nabla_{\boldsymbol{\nu}} g(\mathbf{z}, \boldsymbol{\nu})]$$

Gradients of Expectations: Approach 1

$$\text{ELBO} = \mathcal{F}(\boldsymbol{\nu}) = \mathbb{E}_q[g(\mathbf{z}, \boldsymbol{\nu})], \quad g(\mathbf{z}, \boldsymbol{\nu}) = \log p(\mathbf{x}, \mathbf{z}) - \log q(\mathbf{z}|\boldsymbol{\nu})$$

- ▶ Need gradient of ELBO w.r.t. variational parameters $\boldsymbol{\nu}$

$$\begin{aligned}\nabla_{\boldsymbol{\nu}} \mathcal{F} &= \nabla_{\boldsymbol{\nu}} \mathbb{E}_q[g(\mathbf{z}, \boldsymbol{\nu})] = \nabla_{\boldsymbol{\nu}} \int g(\mathbf{z}, \boldsymbol{\nu}) q(\mathbf{z}|\boldsymbol{\nu}) d\mathbf{z} \\ &= \int (\nabla_{\boldsymbol{\nu}} g(\boldsymbol{\nu}, \mathbf{z})) q(\mathbf{z}|\boldsymbol{\nu}) + g(\boldsymbol{\nu}, \mathbf{z}) \nabla_{\boldsymbol{\nu}} q(\mathbf{z}|\boldsymbol{\nu}) d\mathbf{z}\end{aligned}$$

product rule

$$= \mathbb{E}_q[\nabla_{\boldsymbol{\nu}} \log q(\mathbf{z}|\boldsymbol{\nu}) g(\mathbf{z}, \boldsymbol{\nu}) + \nabla_{\boldsymbol{\nu}} g(\mathbf{z}, \boldsymbol{\nu})]$$

Gradients of Expectations: Approach 1

$$\text{ELBO} = \mathcal{F}(\boldsymbol{\nu}) = \mathbb{E}_q[g(\mathbf{z}, \boldsymbol{\nu})], \quad g(\mathbf{z}, \boldsymbol{\nu}) = \log p(\mathbf{x}, \mathbf{z}) - \log q(\mathbf{z}|\boldsymbol{\nu})$$

- ▶ Need gradient of ELBO w.r.t. variational parameters $\boldsymbol{\nu}$

$$\nabla_{\boldsymbol{\nu}} \mathcal{F} = \nabla_{\boldsymbol{\nu}} \mathbb{E}_q[g(\mathbf{z}, \boldsymbol{\nu})] = \nabla_{\boldsymbol{\nu}} \int g(\mathbf{z}, \boldsymbol{\nu}) q(\mathbf{z}|\boldsymbol{\nu}) d\mathbf{z}$$

$$= \int (\nabla_{\boldsymbol{\nu}} g(\boldsymbol{\nu}, \mathbf{z})) q(\mathbf{z}|\boldsymbol{\nu}) + g(\boldsymbol{\nu}, \mathbf{z}) \nabla_{\boldsymbol{\nu}} q(\mathbf{z}|\boldsymbol{\nu}) d\mathbf{z}$$

product rule

$$= \int q(\mathbf{z}|\boldsymbol{\nu}) \nabla_{\boldsymbol{\nu}} g(\mathbf{z}, \boldsymbol{\nu}) + q(\mathbf{z}|\boldsymbol{\nu}) \nabla_{\boldsymbol{\nu}} \log q(\mathbf{z}|\boldsymbol{\nu}) g(\mathbf{z}, \boldsymbol{\nu}) d\mathbf{z}$$

log-deriv. trick

$$= \mathbb{E}_q[\nabla_{\boldsymbol{\nu}} \log q(\mathbf{z}|\boldsymbol{\nu}) g(\mathbf{z}, \boldsymbol{\nu}) + \nabla_{\boldsymbol{\nu}} g(\mathbf{z}, \boldsymbol{\nu})]$$

Gradients of Expectations: Approach 1

$$\text{ELBO} = \mathcal{F}(\boldsymbol{\nu}) = \mathbb{E}_q[g(\mathbf{z}, \boldsymbol{\nu})], \quad g(\mathbf{z}, \boldsymbol{\nu}) = \log p(\mathbf{x}, \mathbf{z}) - \log q(\mathbf{z}|\boldsymbol{\nu})$$

- ▶ Need gradient of ELBO w.r.t. variational parameters $\boldsymbol{\nu}$

$$\nabla_{\boldsymbol{\nu}} \mathcal{F} = \nabla_{\boldsymbol{\nu}} \mathbb{E}_q[g(\mathbf{z}, \boldsymbol{\nu})] = \nabla_{\boldsymbol{\nu}} \int g(\mathbf{z}, \boldsymbol{\nu}) q(\mathbf{z}|\boldsymbol{\nu}) d\mathbf{z}$$

$$= \int (\nabla_{\boldsymbol{\nu}} g(\boldsymbol{\nu}, \mathbf{z})) q(\mathbf{z}|\boldsymbol{\nu}) + g(\boldsymbol{\nu}, \mathbf{z}) \nabla_{\boldsymbol{\nu}} q(\mathbf{z}|\boldsymbol{\nu}) d\mathbf{z}$$

product rule

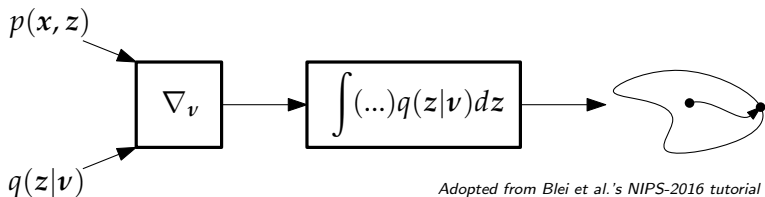
$$= \int q(\mathbf{z}|\boldsymbol{\nu}) \nabla_{\boldsymbol{\nu}} g(\mathbf{z}, \boldsymbol{\nu}) + q(\mathbf{z}|\boldsymbol{\nu}) \nabla_{\boldsymbol{\nu}} \log q(\mathbf{z}|\boldsymbol{\nu}) g(\mathbf{z}, \boldsymbol{\nu}) d\mathbf{z}$$

log-deriv. trick

$$= \mathbb{E}_q[\nabla_{\boldsymbol{\nu}} \log q(\mathbf{z}|\boldsymbol{\nu}) g(\mathbf{z}, \boldsymbol{\nu}) + \nabla_{\boldsymbol{\nu}} g(\mathbf{z}, \boldsymbol{\nu})]$$

- ▶ We successfully swapped gradient and expectation
- ▶ q known
 - ▶▶ Sample from q and use Monte Carlo estimation

Approach



- ▶ Swap order of integration (compute expectations) and differentiation
- ▶ **Simplify the expectation after having taken the gradient**

Score Function Gradient Estimator of the ELBO

Simplifying the Gradient

$$\nabla_{\boldsymbol{\nu}} \text{ELBO} = \mathbb{E}_q[\nabla_{\boldsymbol{\nu}} \log q(\mathbf{z}|\boldsymbol{\nu})g(\mathbf{z}, \boldsymbol{\nu}) + \nabla_{\boldsymbol{\nu}} g(\mathbf{z}, \boldsymbol{\nu})]$$

- ▶ Let's simplify this gradient ►► Score function

Score Function

- ▶ **Score function:** Derivative of a log-likelihood with respect to the parameter vector ν :

Score Function

- ▶ **Score function:** Derivative of a log-likelihood with respect to the parameter vector $\boldsymbol{\nu}$:

Score Function

$$\text{score} = \nabla_{\boldsymbol{\nu}} \log q(\mathbf{z}|\boldsymbol{\nu}) = \frac{1}{q(\mathbf{z}|\boldsymbol{\nu})} \nabla_{\boldsymbol{\nu}} q(\mathbf{z}|\boldsymbol{\nu})$$

Score Function

- ▶ **Score function:** Derivative of a log-likelihood with respect to the parameter vector $\boldsymbol{\nu}$:

Score Function

$$\text{score} = \nabla_{\boldsymbol{\nu}} \log q(\mathbf{z}|\boldsymbol{\nu}) = \frac{1}{q(\mathbf{z}|\boldsymbol{\nu})} \nabla_{\boldsymbol{\nu}} q(\mathbf{z}|\boldsymbol{\nu})$$

- ▶ Measures the sensitivity of the log-likelihood w.r.t. $\boldsymbol{\nu}$

Score Function

- ▶ **Score function:** Derivative of a log-likelihood with respect to the parameter vector $\boldsymbol{\nu}$:

Score Function

$$\text{score} = \nabla_{\boldsymbol{\nu}} \log q(\mathbf{z}|\boldsymbol{\nu}) = \frac{1}{q(\mathbf{z}|\boldsymbol{\nu})} \nabla_{\boldsymbol{\nu}} q(\mathbf{z}|\boldsymbol{\nu})$$

- ▶ Measures the sensitivity of the log-likelihood w.r.t. $\boldsymbol{\nu}$
- ▶ Central to maximum likelihood estimation

Score Function (2)

$$\text{score} = \nabla_{\boldsymbol{v}} \log q(\mathbf{z}|\boldsymbol{v}) = \frac{1}{q(\mathbf{z}|\boldsymbol{v})} \nabla_{\boldsymbol{v}} q(\mathbf{z}|\boldsymbol{v})$$

- ▶ Important property:

$$\mathbb{E}_{q(\mathbf{z}|\boldsymbol{v})}[\text{score}] =$$

Score Function (2)

$$\text{score} = \nabla_{\boldsymbol{\nu}} \log q(\mathbf{z}|\boldsymbol{\nu}) = \frac{1}{q(\mathbf{z}|\boldsymbol{\nu})} \nabla_{\boldsymbol{\nu}} q(\mathbf{z}|\boldsymbol{\nu})$$

- ▶ Important property:

$$\begin{aligned} \mathbb{E}_{q(\mathbf{z}|\boldsymbol{\nu})}[\text{score}] &= \mathbb{E}_{q(\mathbf{z}|\boldsymbol{\nu})} \left[\frac{1}{q(\mathbf{z}|\boldsymbol{\nu})} \nabla_{\boldsymbol{\nu}} q(\mathbf{z}|\boldsymbol{\nu}) \right] \\ &= \int \frac{1}{q(\mathbf{z}|\boldsymbol{\nu})} q(\mathbf{z}|\boldsymbol{\nu}) \nabla_{\boldsymbol{\nu}} q(\mathbf{z}|\boldsymbol{\nu}) d\mathbf{z} \\ &= \int \nabla_{\boldsymbol{\nu}} q(\mathbf{z}|\boldsymbol{\nu}) d\mathbf{z} = \nabla_{\boldsymbol{\nu}} \int q(\mathbf{z}|\boldsymbol{\nu}) d\mathbf{z} = \nabla_{\boldsymbol{\nu}} 1 = 0 \end{aligned}$$

▶▶ Mean of the score function is 0

- ▶ Variance of the score: Fisher information ▶▶ Natural gradients

Score Function Gradient Estimator

$$\text{ELBO} = \mathbb{E}_q[g(\mathbf{z}, \boldsymbol{\nu})] = \mathbb{E}_q[\log p(\mathbf{x}, \mathbf{z}) - \log q(\mathbf{z}|\boldsymbol{\nu})]$$

- ▶ Gradient of ELBO:

$$\nabla_{\boldsymbol{\nu}} \text{ELBO} =$$

Score Function Gradient Estimator

$$\text{ELBO} = \mathbb{E}_q[g(\mathbf{z}, \boldsymbol{\nu})] = \mathbb{E}_q[\log p(\mathbf{x}, \mathbf{z}) - \log q(\mathbf{z}|\boldsymbol{\nu})]$$

- ▶ Gradient of ELBO:

$$\nabla_{\boldsymbol{\nu}} \text{ELBO} = \mathbb{E}_q[\nabla_{\boldsymbol{\nu}} \log q(\mathbf{z}|\boldsymbol{\nu})g(\mathbf{z}, \boldsymbol{\nu})] + \mathbb{E}_q[\nabla_{\boldsymbol{\nu}} g(\mathbf{z}, \boldsymbol{\nu})]$$

Score Function Gradient Estimator

$$\text{ELBO} = \mathbb{E}_q[g(\mathbf{z}, \boldsymbol{\nu})] = \mathbb{E}_q[\log p(\mathbf{x}, \mathbf{z}) - \log q(\mathbf{z}|\boldsymbol{\nu})]$$

- ▶ Gradient of ELBO:

$$\begin{aligned}\nabla_{\boldsymbol{\nu}} \text{ELBO} &= \mathbb{E}_q[\nabla_{\boldsymbol{\nu}} \log q(\mathbf{z}|\boldsymbol{\nu})g(\mathbf{z}, \boldsymbol{\nu})] + \mathbb{E}_q[\nabla_{\boldsymbol{\nu}} g(\mathbf{z}, \boldsymbol{\nu})] \\ &= \mathbb{E}_q[\nabla_{\boldsymbol{\nu}} \log q(\mathbf{z}|\boldsymbol{\nu})g(\mathbf{z}, \boldsymbol{\nu})] \\ &\quad + \mathbb{E}_q[\underbrace{\nabla_{\boldsymbol{\nu}} \log p(\mathbf{x}, \mathbf{z})}_{=0} - \underbrace{\nabla_{\boldsymbol{\nu}} \log q(\mathbf{z}|\boldsymbol{\nu})}_{\text{score}}]\end{aligned}$$

Score Function Gradient Estimator

$$\text{ELBO} = \mathbb{E}_q[g(\mathbf{z}, \boldsymbol{\nu})] = \mathbb{E}_q[\log p(\mathbf{x}, \mathbf{z}) - \log q(\mathbf{z}|\boldsymbol{\nu})]$$

- ▶ Gradient of ELBO:

$$\begin{aligned}\nabla_{\boldsymbol{\nu}} \text{ELBO} &= \mathbb{E}_q[\nabla_{\boldsymbol{\nu}} \log q(\mathbf{z}|\boldsymbol{\nu})g(\mathbf{z}, \boldsymbol{\nu})] + \mathbb{E}_q[\nabla_{\boldsymbol{\nu}} g(\mathbf{z}, \boldsymbol{\nu})] \\ &= \mathbb{E}_q[\nabla_{\boldsymbol{\nu}} \log q(\mathbf{z}|\boldsymbol{\nu})g(\mathbf{z}, \boldsymbol{\nu})] \\ &\quad + \mathbb{E}_q[\underbrace{\nabla_{\boldsymbol{\nu}} \log p(\mathbf{x}, \mathbf{z})}_{=0} - \underbrace{\nabla_{\boldsymbol{\nu}} \log q(\mathbf{z}|\boldsymbol{\nu})}_{\text{score}}]\end{aligned}$$

- ▶ Exploit that the mean of the score function is 0. Then:

$$\begin{aligned}\nabla_{\boldsymbol{\nu}} \text{ELBO} &= \mathbb{E}_q[\nabla_{\boldsymbol{\nu}} \log q(\mathbf{z}|\boldsymbol{\nu})g(\mathbf{z}, \boldsymbol{\nu})] \\ &= \mathbb{E}_q[\nabla_{\boldsymbol{\nu}} \log q(\mathbf{z}|\boldsymbol{\nu})(\log p(\mathbf{x}, \mathbf{z}) - \log q(\mathbf{z}|\boldsymbol{\nu}))]\end{aligned}$$

Score Function Gradient Estimator

$$\text{ELBO} = \mathbb{E}_q[g(\mathbf{z}, \boldsymbol{\nu})] = \mathbb{E}_q[\log p(\mathbf{x}, \mathbf{z}) - \log q(\mathbf{z}|\boldsymbol{\nu})]$$

- ▶ Gradient of ELBO:

$$\begin{aligned}\nabla_{\boldsymbol{\nu}} \text{ELBO} &= \mathbb{E}_q[\nabla_{\boldsymbol{\nu}} \log q(\mathbf{z}|\boldsymbol{\nu})g(\mathbf{z}, \boldsymbol{\nu})] + \mathbb{E}_q[\nabla_{\boldsymbol{\nu}} g(\mathbf{z}, \boldsymbol{\nu})] \\ &= \mathbb{E}_q[\nabla_{\boldsymbol{\nu}} \log q(\mathbf{z}|\boldsymbol{\nu})g(\mathbf{z}, \boldsymbol{\nu})] \\ &\quad + \mathbb{E}_q[\underbrace{\nabla_{\boldsymbol{\nu}} \log p(\mathbf{x}, \mathbf{z})}_{=0} - \underbrace{\nabla_{\boldsymbol{\nu}} \log q(\mathbf{z}|\boldsymbol{\nu})}_{\text{score}}]\end{aligned}$$

- ▶ Exploit that the mean of the score function is 0. Then:

$$\begin{aligned}\nabla_{\boldsymbol{\nu}} \text{ELBO} &= \mathbb{E}_q[\nabla_{\boldsymbol{\nu}} \log q(\mathbf{z}|\boldsymbol{\nu})g(\mathbf{z}, \boldsymbol{\nu})] \\ &= \mathbb{E}_q[\nabla_{\boldsymbol{\nu}} \log q(\mathbf{z}|\boldsymbol{\nu})(\log p(\mathbf{x}, \mathbf{z}) - \log q(\mathbf{z}|\boldsymbol{\nu}))]\end{aligned}$$

- ▶ **Likelihood ratio gradient** (Glynn, 1990)
- ▶ **REINFORCE gradient** (Williams, 1992)

Using Noisy Stochastic Gradients

- ▶ Gradient of the ELBO

$$\nabla_{\boldsymbol{\nu}} \text{ELBO} = \mathbb{E}_q[\nabla_{\boldsymbol{\nu}} \log q(\mathbf{z}|\boldsymbol{\nu})(\log p(\mathbf{x}, \mathbf{z}) - \log q(\mathbf{z}|\boldsymbol{\nu}))]$$

is an expectation

Using Noisy Stochastic Gradients

- ▶ Gradient of the ELBO

$$\nabla_{\boldsymbol{\nu}} \text{ELBO} = \mathbb{E}_q[\nabla_{\boldsymbol{\nu}} \log q(\mathbf{z}|\boldsymbol{\nu})(\log p(\mathbf{x}, \mathbf{z}) - \log q(\mathbf{z}|\boldsymbol{\nu}))]$$

is an expectation

- ▶ Require that $q(\mathbf{z}|\boldsymbol{\nu})$ is differentiable w.r.t. $\boldsymbol{\nu}$

Using Noisy Stochastic Gradients

- ▶ Gradient of the ELBO

$$\nabla_{\boldsymbol{\nu}} \text{ELBO} = \mathbb{E}_q[\nabla_{\boldsymbol{\nu}} \log q(\mathbf{z}|\boldsymbol{\nu})(\log p(\mathbf{x}, \mathbf{z}) - \log q(\mathbf{z}|\boldsymbol{\nu}))]$$

is an expectation

- ▶ Require that $q(\mathbf{z}|\boldsymbol{\nu})$ is differentiable w.r.t. $\boldsymbol{\nu}$
- ▶ Get noisy unbiased gradients using Monte Carlo by sampling from q :

$$\frac{1}{S} \sum_{s=1}^S \nabla_{\boldsymbol{\nu}} \log q(\mathbf{z}^{(s)}|\boldsymbol{\nu})(\log p(\mathbf{x}, \mathbf{z}^{(s)}) - \log q(\mathbf{z}^{(s)}|\boldsymbol{\nu})), \quad \mathbf{z}^{(s)} \sim q(\mathbf{z}|\boldsymbol{\nu})$$

Using Noisy Stochastic Gradients

- ▶ Gradient of the ELBO

$$\nabla_{\boldsymbol{\nu}} \text{ELBO} = \mathbb{E}_q[\nabla_{\boldsymbol{\nu}} \log q(\mathbf{z}|\boldsymbol{\nu})(\log p(\mathbf{x}, \mathbf{z}) - \log q(\mathbf{z}|\boldsymbol{\nu}))]$$

is an expectation

- ▶ Require that $q(\mathbf{z}|\boldsymbol{\nu})$ is differentiable w.r.t. $\boldsymbol{\nu}$
- ▶ Get noisy unbiased gradients using Monte Carlo by sampling from q :

$$\frac{1}{S} \sum_{s=1}^S \nabla_{\boldsymbol{\nu}} \log q(\mathbf{z}^{(s)}|\boldsymbol{\nu})(\log p(\mathbf{x}, \mathbf{z}^{(s)}) - \log q(\mathbf{z}^{(s)}|\boldsymbol{\nu})), \quad \mathbf{z}^{(s)} \sim q(\mathbf{z}|\boldsymbol{\nu})$$

- ▶ Sampling from q is easy (we choose q)

Using Noisy Stochastic Gradients

- ▶ Gradient of the ELBO

$$\nabla_{\boldsymbol{\nu}} \text{ELBO} = \mathbb{E}_q[\nabla_{\boldsymbol{\nu}} \log q(\mathbf{z}|\boldsymbol{\nu})(\log p(\mathbf{x}, \mathbf{z}) - \log q(\mathbf{z}|\boldsymbol{\nu}))]$$

is an expectation

- ▶ Require that $q(\mathbf{z}|\boldsymbol{\nu})$ is differentiable w.r.t. $\boldsymbol{\nu}$
- ▶ Get noisy unbiased gradients using Monte Carlo by sampling from q :

$$\frac{1}{S} \sum_{s=1}^S \nabla_{\boldsymbol{\nu}} \log q(\mathbf{z}^{(s)}|\boldsymbol{\nu})(\log p(\mathbf{x}, \mathbf{z}^{(s)}) - \log q(\mathbf{z}^{(s)}|\boldsymbol{\nu})), \quad \mathbf{z}^{(s)} \sim q(\mathbf{z}|\boldsymbol{\nu})$$

- ▶ Sampling from q is easy (we choose q)
- ▶ Use this within SVI to converge to a local optimum

BBVI: Algorithm

1. Input: model $p(\mathbf{x}, \mathbf{z})$, variational approximation $q(\mathbf{z}|\boldsymbol{\nu})$
2. Repeat
 - 2.1 Draw S samples $\mathbf{z}^{(s)} \sim q(\mathbf{z}|\boldsymbol{\nu})$
 - 2.2 Update variational parameters

$$\boldsymbol{\nu}_{t+1} = \boldsymbol{\nu}_t + \rho_t \underbrace{\frac{1}{S} \sum_{s=1}^S \nabla_{\boldsymbol{\nu}} \log q(\mathbf{z}^{(s)}|\boldsymbol{\nu}) (\log p(\mathbf{x}, \mathbf{z}^{(s)}) - \log q(\mathbf{z}^{(s)}|\boldsymbol{\nu}))}_{\text{MC estimate of the score-function gradient of the ELBO}}$$

2.3 $t = t + 1$

Requirements for Inference

- ▶ Computing the noisy gradient of the ELBO requires:
 - ▶ Sampling from q . We choose q so that this is possible.
 - ▶ Evaluate the score function $\nabla_{\nu} \log q(\mathbf{z}|\nu)$
 - ▶ Evaluate $\log q(\mathbf{z}|\nu)$ and $\log p(\mathbf{x}, \mathbf{z}) = \log p(\mathbf{z}) + \log p(\mathbf{x}|\mathbf{z})$
- ▶▶ **No model-specific computations for optimization**
(computations are only specific to the choice of the variational approximation)

Issue: Variance of the Gradients

- ▶ Stochastic optimization ▶ **Gradients are noisy (high variance)**
- ▶ The noisier the gradients, the slower the convergence
- ▶ Possible solutions:
 - ▶ **Control variates** (with the score function as control variate)
 - ▶ **Rao-Blackwellization**
 - ▶ **Importance sampling**

Non-Conjugate Models

- ▶ Nonlinear time series models
- ▶ Deep latent Gaussian models
- ▶ Attention models (e.g., DRAW)
- ▶ Generalized linear models (e.g., logistic regression)
- ▶ Bayesian neural networks
- ▶ ...

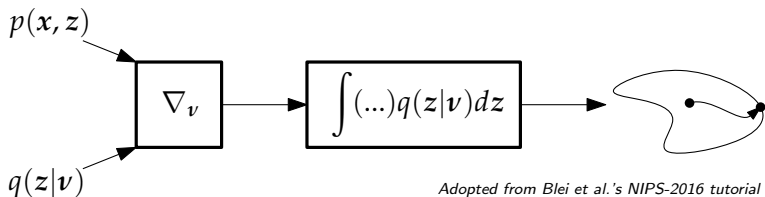
BBVI allows us to design models $p(x, z)$ based on the data, and not on the inference we can do

Assumptions

- ▶ Score-function gradient estimator only requires general assumptions
- ▶ Noisy gradients are a problem
- ▶ Address this issue by making some additional assumptions (not too strict)
 - ▶▶ Pathwise gradient estimators

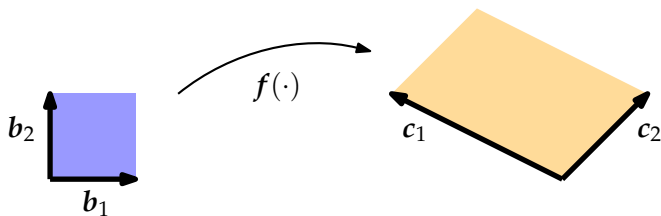
Pathwise Gradient Estimators of the ELBO

Approach



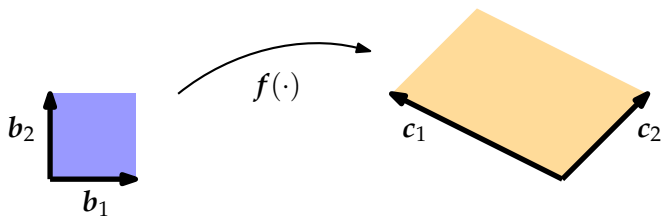
- ▶ **Switch order of integration (compute expectations) and differentiation**
- ▶ Approximate the expectation after having taken the gradient

Change of Variables



- ▶ Use function $f : \mathcal{X} \rightarrow \mathcal{Y}$, $x \mapsto f(x) = y$
- ▶ Change of area/volume:

Change of Variables



- ▶ Use function $f : \mathcal{X} \rightarrow \mathcal{Y}$, $x \mapsto f(x) = y$
- ▶ Change of area/volume:

$$\left| \int_{\mathcal{Y}} y dy \right| = \left| \frac{df}{dx} \right| \left| \int_{\mathcal{X}} x dx \right|$$

Reparametrization Trick

Reparametrization Trick

Base distribution $p(\epsilon)$ and a deterministic transformation $\mathbf{z} = t(\epsilon, \mathbf{v})$ so that $\mathbf{z} \sim q(\mathbf{z}|\mathbf{v})$. Then:

$$\nabla_{\mathbf{v}} \mathbb{E}_{q(\mathbf{z}|\mathbf{v})} [f(\mathbf{z})] = \mathbb{E}_{p(\epsilon)} [\nabla_{\mathbf{v}} f(t(\epsilon, \mathbf{v}))]$$

► Expectation taken w.r.t. base distribution

Reparametrization Trick

Reparametrization Trick

Base distribution $p(\epsilon)$ and a deterministic transformation $\mathbf{z} = t(\epsilon, \mathbf{v})$ so that $\mathbf{z} \sim q(\mathbf{z}|\mathbf{v})$. Then:

$$\nabla_{\mathbf{v}} \mathbb{E}_{q(\mathbf{z}|\mathbf{v})}[f(\mathbf{z})] = \mathbb{E}_{p(\epsilon)}[\nabla_{\mathbf{v}} f(t(\epsilon, \mathbf{v}))]$$

► Expectation taken w.r.t. base distribution

- Key idea: change of variables using a deterministic transformation

Reparametrization Trick (2)

$$\nabla_{\boldsymbol{\nu}} \mathbb{E}_{q(\mathbf{z}|\boldsymbol{\nu})}[f(\mathbf{z})] = \mathbb{E}_{p(\boldsymbol{\epsilon})}[\nabla_{\boldsymbol{\nu}} f(t(\boldsymbol{\epsilon}, \boldsymbol{\nu}))]$$

Reparametrization Trick (2)

$$\nabla_{\boldsymbol{\nu}} \mathbb{E}_{q(\mathbf{z}|\boldsymbol{\nu})}[f(\mathbf{z})] = \mathbb{E}_{p(\boldsymbol{\epsilon})}[\nabla_{\boldsymbol{\nu}} f(t(\boldsymbol{\epsilon}, \boldsymbol{\nu}))]$$

- ▶ Change of variables ▶▶ Probability mass contained in a differential area must be invariant under change of variables:

$$|q(\mathbf{z}|\boldsymbol{\nu})d\mathbf{z}| = |p(\boldsymbol{\epsilon})d\boldsymbol{\epsilon}|$$

Reparametrization Trick (2)

$$\nabla_{\boldsymbol{\nu}} \mathbb{E}_{q(\mathbf{z}|\boldsymbol{\nu})}[f(\mathbf{z})] = \mathbb{E}_{p(\boldsymbol{\epsilon})}[\nabla_{\boldsymbol{\nu}} f(t(\boldsymbol{\epsilon}, \boldsymbol{\nu}))]$$

- ▶ Change of variables ▶▶ Probability mass contained in a differential area must be invariant under change of variables:

$$|q(\mathbf{z}|\boldsymbol{\nu})d\mathbf{z}| = |p(\boldsymbol{\epsilon})d\boldsymbol{\epsilon}|$$

- ▶ This implies

$$\nabla_{\boldsymbol{\nu}} \mathbb{E}_{q(\mathbf{z}|\boldsymbol{\nu})}[f(\mathbf{z})] =$$

Reparametrization Trick (2)

$$\nabla_{\boldsymbol{\nu}} \mathbb{E}_{q(\mathbf{z}|\boldsymbol{\nu})}[f(\mathbf{z})] = \mathbb{E}_{p(\boldsymbol{\epsilon})}[\nabla_{\boldsymbol{\nu}} f(t(\boldsymbol{\epsilon}, \boldsymbol{\nu}))]$$

- ▶ Change of variables ►► Probability mass contained in a differential area must be invariant under change of variables:

$$|q(\mathbf{z}|\boldsymbol{\nu})d\mathbf{z}| = |p(\boldsymbol{\epsilon})d\boldsymbol{\epsilon}|$$

- ▶ This implies

$$\nabla_{\boldsymbol{\nu}} \mathbb{E}_{q(\mathbf{z}|\boldsymbol{\nu})}[f(\mathbf{z})] = \nabla_{\boldsymbol{\nu}} \int f(\mathbf{z})q(\mathbf{z}|\boldsymbol{\nu})d\mathbf{z} = \nabla_{\boldsymbol{\nu}} \int f(\mathbf{z}(\boldsymbol{\epsilon}))p(\boldsymbol{\epsilon})d\boldsymbol{\epsilon}$$

Reparametrization Trick (2)

$$\nabla_{\boldsymbol{\nu}} \mathbb{E}_{q(\mathbf{z}|\boldsymbol{\nu})}[f(\mathbf{z})] = \mathbb{E}_{p(\boldsymbol{\epsilon})}[\nabla_{\boldsymbol{\nu}} f(t(\boldsymbol{\epsilon}, \boldsymbol{\nu}))]$$

- ▶ Change of variables \blacktriangleright Probability mass contained in a differential area must be invariant under change of variables:

$$|q(\mathbf{z}|\boldsymbol{\nu})d\mathbf{z}| = |p(\boldsymbol{\epsilon})d\boldsymbol{\epsilon}|$$

- ▶ This implies

$$\begin{aligned}\nabla_{\boldsymbol{\nu}} \mathbb{E}_{q(\mathbf{z}|\boldsymbol{\nu})}[f(\mathbf{z})] &= \nabla_{\boldsymbol{\nu}} \int f(\mathbf{z})q(\mathbf{z}|\boldsymbol{\nu})d\mathbf{z} = \nabla_{\boldsymbol{\nu}} \int f(\mathbf{z}(\boldsymbol{\epsilon}))p(\boldsymbol{\epsilon})d\boldsymbol{\epsilon} \\ &= \nabla_{\boldsymbol{\nu}} \int f(t(\boldsymbol{\epsilon}, \boldsymbol{\nu}))p(\boldsymbol{\epsilon})d\boldsymbol{\epsilon} = \int \nabla_{\boldsymbol{\nu}} f(t(\boldsymbol{\epsilon}, \boldsymbol{\nu}))p(\boldsymbol{\epsilon})d\boldsymbol{\epsilon}\end{aligned}$$

Reparametrization Trick (2)

$$\nabla_{\boldsymbol{\nu}} \mathbb{E}_{q(\mathbf{z}|\boldsymbol{\nu})}[f(\mathbf{z})] = \mathbb{E}_{p(\boldsymbol{\epsilon})}[\nabla_{\boldsymbol{\nu}} f(t(\boldsymbol{\epsilon}, \boldsymbol{\nu}))]$$

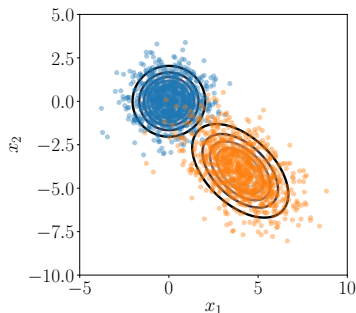
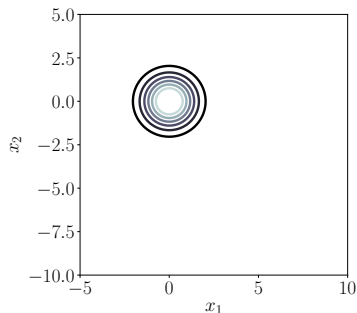
- ▶ Change of variables \blacktriangleright Probability mass contained in a differential area must be invariant under change of variables:

$$|q(\mathbf{z}|\boldsymbol{\nu})d\mathbf{z}| = |p(\boldsymbol{\epsilon})d\boldsymbol{\epsilon}|$$

- ▶ This implies

$$\begin{aligned}\nabla_{\boldsymbol{\nu}} \mathbb{E}_{q(\mathbf{z}|\boldsymbol{\nu})}[f(\mathbf{z})] &= \nabla_{\boldsymbol{\nu}} \int f(\mathbf{z})q(\mathbf{z}|\boldsymbol{\nu})d\mathbf{z} = \nabla_{\boldsymbol{\nu}} \int f(\mathbf{z}(\boldsymbol{\epsilon}))p(\boldsymbol{\epsilon})d\boldsymbol{\epsilon} \\ &= \nabla_{\boldsymbol{\nu}} \int f(t(\boldsymbol{\epsilon}, \boldsymbol{\nu}))p(\boldsymbol{\epsilon})d\boldsymbol{\epsilon} = \int \nabla_{\boldsymbol{\nu}} f(t(\boldsymbol{\epsilon}, \boldsymbol{\nu}))p(\boldsymbol{\epsilon})d\boldsymbol{\epsilon} \\ &= \mathbb{E}_{p(\boldsymbol{\epsilon})}[\nabla_{\boldsymbol{\nu}} f(t(\boldsymbol{\epsilon}, \boldsymbol{\nu}))]\end{aligned}$$

Example



$$\begin{aligned} \nu &:= \{\boldsymbol{\mu}, \mathbf{R}\}, & \mathbf{R}\mathbf{R}^\top &= \boldsymbol{\Sigma} \\ p(\boldsymbol{\epsilon}) &= \mathcal{N}(\mathbf{0}, \mathbf{I}) \\ t(\boldsymbol{\epsilon}, \nu) &= \boldsymbol{\mu} + \mathbf{R}\boldsymbol{\epsilon} \\ \implies p(\mathbf{z}) &= \mathcal{N}(\mathbf{z} \mid \boldsymbol{\mu}, \boldsymbol{\Sigma}) \end{aligned}$$

Reparametrization as a System of Pipes

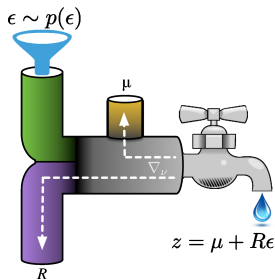
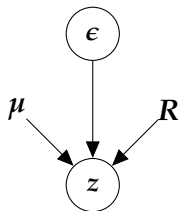


Figure provided by S. Mohamed



- ▶ Path: Follow the input noise through the pipes²

²<https://tinyurl.com/hyakoj2>

Reparametrization as a System of Pipes

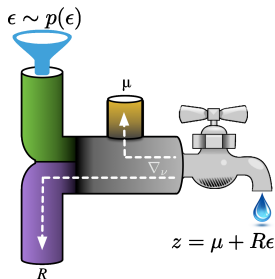
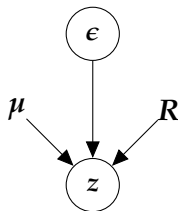


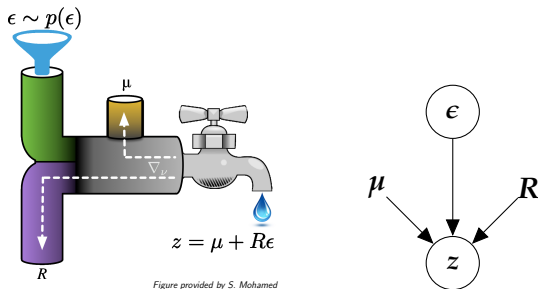
Figure provided by S. Mohamed



- ▶ Path: Follow the input noise through the pipes²
- ▶ Construction of pipes known (deterministic transformations)
 - ▶▶ Go back and push gradients through it

²<https://tinyurl.com/hyakoj2>

Reparametrization as a System of Pipes



- ▶ Path: Follow the input noise through the pipes²
- ▶ Construction of pipes known (deterministic transformations)
 - ▶▶ Go back and push gradients through it
- ▶ Also called “push-in method”: Push the parameters of the z distribution into the deterministic transformations

²<https://tinyurl.com/hyakoj2>

Gradients of Expectations: Approach 2

$$\nabla_{\nu} \text{ELBO} = \nabla_{\nu} \mathbb{E}_q[g(\mathbf{z}, \nu)]$$

Gradients of Expectations: Approach 2

$$\begin{aligned}\nabla_{\boldsymbol{v}} \text{ELBO} &= \nabla_{\boldsymbol{v}} \mathbb{E}_q[g(\boldsymbol{z}, \boldsymbol{v})] \\ &= \nabla_{\boldsymbol{v}} \int g(\boldsymbol{z}, \boldsymbol{v}) q(\boldsymbol{z}|\boldsymbol{v}) d\boldsymbol{z}\end{aligned}$$

Gradients of Expectations: Approach 2

$$\begin{aligned}\nabla_{\boldsymbol{\nu}} \text{ELBO} &= \nabla_{\boldsymbol{\nu}} \mathbb{E}_q[g(\mathbf{z}, \boldsymbol{\nu})] \\ &= \nabla_{\boldsymbol{\nu}} \int g(\mathbf{z}, \boldsymbol{\nu}) q(\mathbf{z}|\boldsymbol{\nu}) d\mathbf{z} \\ &= \nabla_{\boldsymbol{\nu}} \int g(\mathbf{z}|\boldsymbol{\nu}) p(\boldsymbol{\epsilon}) d\boldsymbol{\epsilon}\end{aligned}$$

$$q(\mathbf{z}) d\mathbf{z} = p(\boldsymbol{\epsilon}) d\boldsymbol{\epsilon}$$

Gradients of Expectations: Approach 2

$$\begin{aligned}\nabla_{\boldsymbol{\nu}} \text{ELBO} &= \nabla_{\boldsymbol{\nu}} \mathbb{E}_q[g(\mathbf{z}, \boldsymbol{\nu})] \\ &= \nabla_{\boldsymbol{\nu}} \int g(\mathbf{z}, \boldsymbol{\nu}) q(\mathbf{z}|\boldsymbol{\nu}) d\mathbf{z} \\ &= \nabla_{\boldsymbol{\nu}} \int g(\mathbf{z}|\boldsymbol{\nu}) p(\boldsymbol{\epsilon}) d\boldsymbol{\epsilon} && \boxed{q(\mathbf{z})d\mathbf{z} = p(\boldsymbol{\epsilon})d\boldsymbol{\epsilon}} \\ &= \nabla_{\boldsymbol{\nu}} \int g(t(\boldsymbol{\epsilon}, \boldsymbol{\nu}), \boldsymbol{\nu}) p(\boldsymbol{\epsilon}) d\boldsymbol{\epsilon} && \boxed{\mathbf{z} = t(\boldsymbol{\epsilon}, \boldsymbol{\nu})}\end{aligned}$$

Gradients of Expectations: Approach 2

$$\begin{aligned}\nabla_{\boldsymbol{\nu}} \text{ELBO} &= \nabla_{\boldsymbol{\nu}} \mathbb{E}_q[g(\mathbf{z}, \boldsymbol{\nu})] \\ &= \nabla_{\boldsymbol{\nu}} \int g(\mathbf{z}, \boldsymbol{\nu}) q(\mathbf{z}|\boldsymbol{\nu}) d\mathbf{z} \\ &= \nabla_{\boldsymbol{\nu}} \int g(\mathbf{z}|\boldsymbol{\nu}) p(\boldsymbol{\epsilon}) d\boldsymbol{\epsilon} && \boxed{q(\mathbf{z})d\mathbf{z} = p(\boldsymbol{\epsilon})d\boldsymbol{\epsilon}} \\ &= \nabla_{\boldsymbol{\nu}} \int g(t(\boldsymbol{\epsilon}, \boldsymbol{\nu}), \boldsymbol{\nu}) p(\boldsymbol{\epsilon}) d\boldsymbol{\epsilon} && \boxed{\mathbf{z} = t(\boldsymbol{\epsilon}, \boldsymbol{\nu})} \\ &= \int \nabla_{\boldsymbol{\nu}} g(t(\boldsymbol{\epsilon}, \boldsymbol{\nu}), \boldsymbol{\nu}) p(\boldsymbol{\epsilon}) d\boldsymbol{\epsilon} && \boxed{\nabla_{\boldsymbol{\nu}} \int_{\boldsymbol{\epsilon}} = \int_{\boldsymbol{\epsilon}} \nabla_{\boldsymbol{\nu}}}\end{aligned}$$

Gradients of Expectations: Approach 2

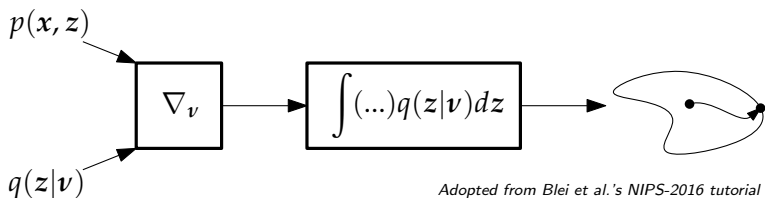
$$\begin{aligned}\nabla_{\boldsymbol{\nu}} \text{ELBO} &= \nabla_{\boldsymbol{\nu}} \mathbb{E}_q[g(\mathbf{z}, \boldsymbol{\nu})] \\ &= \nabla_{\boldsymbol{\nu}} \int g(\mathbf{z}, \boldsymbol{\nu}) q(\mathbf{z}|\boldsymbol{\nu}) d\mathbf{z} \\ &= \nabla_{\boldsymbol{\nu}} \int g(\mathbf{z}|\boldsymbol{\nu}) p(\boldsymbol{\epsilon}) d\boldsymbol{\epsilon} && \boxed{q(\mathbf{z})d\mathbf{z} = p(\boldsymbol{\epsilon})d\boldsymbol{\epsilon}} \\ &= \nabla_{\boldsymbol{\nu}} \int g(t(\boldsymbol{\epsilon}, \boldsymbol{\nu}), \boldsymbol{\nu}) p(\boldsymbol{\epsilon}) d\boldsymbol{\epsilon} && \boxed{\mathbf{z} = t(\boldsymbol{\epsilon}, \boldsymbol{\nu})} \\ &= \int \nabla_{\boldsymbol{\nu}} g(t(\boldsymbol{\epsilon}, \boldsymbol{\nu}), \boldsymbol{\nu}) p(\boldsymbol{\epsilon}) d\boldsymbol{\epsilon} && \boxed{\nabla_{\boldsymbol{\nu}} \int_{\boldsymbol{\epsilon}} = \int_{\boldsymbol{\epsilon}} \nabla_{\boldsymbol{\nu}}} \\ &= \mathbb{E}_{p(\boldsymbol{\epsilon})} [\nabla_{\boldsymbol{\nu}} g(t(\boldsymbol{\epsilon}, \boldsymbol{\nu}), \boldsymbol{\nu})]\end{aligned}$$

Gradients of Expectations: Approach 2

$$\begin{aligned}\nabla_{\boldsymbol{\nu}} \text{ELBO} &= \nabla_{\boldsymbol{\nu}} \mathbb{E}_q[g(\mathbf{z}, \boldsymbol{\nu})] \\ &= \nabla_{\boldsymbol{\nu}} \int g(\mathbf{z}, \boldsymbol{\nu}) q(\mathbf{z}|\boldsymbol{\nu}) d\mathbf{z} \\ &= \nabla_{\boldsymbol{\nu}} \int g(\mathbf{z}|\boldsymbol{\nu}) p(\boldsymbol{\epsilon}) d\boldsymbol{\epsilon} && \boxed{q(\mathbf{z})d\mathbf{z} = p(\boldsymbol{\epsilon})d\boldsymbol{\epsilon}} \\ &= \nabla_{\boldsymbol{\nu}} \int g(t(\boldsymbol{\epsilon}, \boldsymbol{\nu}), \boldsymbol{\nu}) p(\boldsymbol{\epsilon}) d\boldsymbol{\epsilon} && \boxed{\mathbf{z} = t(\boldsymbol{\epsilon}, \boldsymbol{\nu})} \\ &= \int \nabla_{\boldsymbol{\nu}} g(t(\boldsymbol{\epsilon}, \boldsymbol{\nu}), \boldsymbol{\nu}) p(\boldsymbol{\epsilon}) d\boldsymbol{\epsilon} && \boxed{\nabla_{\boldsymbol{\nu}} \int_{\boldsymbol{\epsilon}} = \int_{\boldsymbol{\epsilon}} \nabla_{\boldsymbol{\nu}}} \\ &= \mathbb{E}_{p(\boldsymbol{\epsilon})}[\nabla_{\boldsymbol{\nu}} g(t(\boldsymbol{\epsilon}, \boldsymbol{\nu}), \boldsymbol{\nu})]\end{aligned}$$

► Turned gradient of an expectation into expectation of a gradient (and sampling from $p(\boldsymbol{\epsilon})$ is very easy).

Approach



- ▶ Swap order of integration (compute expectations) and differentiation
- ▶ **Approximate the expectation after having taken the gradient**

Pathwise Gradients

$$g(\mathbf{z}, \boldsymbol{\nu}) = \log p(\mathbf{x}, \mathbf{z}) - \log q(\mathbf{z}|\boldsymbol{\nu})$$
$$\mathbf{z} = t(\boldsymbol{\epsilon}, \boldsymbol{\nu})$$

Simplify gradient of the ELBO:

Pathwise Gradients

$$g(\mathbf{z}, \boldsymbol{\nu}) = \log p(\mathbf{x}, \mathbf{z}) - \log q(\mathbf{z}|\boldsymbol{\nu})$$
$$\mathbf{z} = t(\boldsymbol{\epsilon}, \boldsymbol{\nu})$$

Simplify gradient of the ELBO:

$$\nabla_{\boldsymbol{\nu}} \text{ELBO} = \mathbb{E}_{p(\boldsymbol{\epsilon})} [\nabla_{\boldsymbol{\nu}} g(t(\boldsymbol{\epsilon}, \boldsymbol{\nu}), \boldsymbol{\nu})]$$

$$= \mathbb{E}_{p(\boldsymbol{\epsilon})} [\nabla_{\boldsymbol{\nu}} \log p(\mathbf{x}, t(\boldsymbol{\epsilon}, \boldsymbol{\nu})) - \nabla_{\boldsymbol{\nu}} \log q(t(\boldsymbol{\epsilon}, \boldsymbol{\nu})|\boldsymbol{\nu})]$$

Def. of g

$$= \mathbb{E}_{p(\boldsymbol{\epsilon})} [\nabla_{\mathbf{z}} \log p(\mathbf{x}, \mathbf{z}) \nabla_{\boldsymbol{\nu}} t(\boldsymbol{\epsilon}, \boldsymbol{\nu})$$

$$- \underbrace{\nabla_{\mathbf{z}} \log q(\mathbf{z}|\boldsymbol{\nu}) \nabla_{\boldsymbol{\nu}} t(\boldsymbol{\epsilon}, \boldsymbol{\nu}) - \nabla_{\boldsymbol{\nu}} \log q(t(\boldsymbol{\epsilon}, \boldsymbol{\nu})|\boldsymbol{\nu})}_{\text{score}}]$$

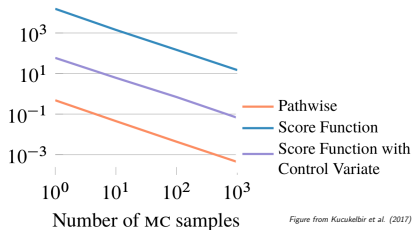
Chain rule

$$= \mathbb{E}_{p(\boldsymbol{\epsilon})} [\nabla_{\mathbf{z}} (\log p(\mathbf{x}, \mathbf{z}) - \log q(\mathbf{z}|\boldsymbol{\nu})) \nabla_{\boldsymbol{\nu}} t(\boldsymbol{\epsilon}, \boldsymbol{\nu})]$$

Score property

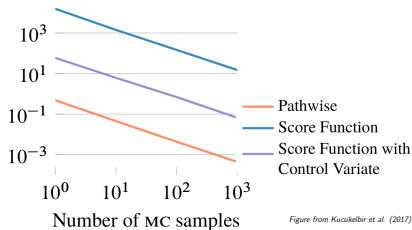
- ▶ Pathwise gradient
- ▶ Reparametrization gradient

Variance Comparison



- ▶ Drastically reduced variance compared to score-function gradient estimation

Variance Comparison



- ▶ Drastically reduced variance compared to score-function gradient estimation
- ▶ Restricted class of models (compared with score function estimator)

Score Function vs Pathwise Gradients

$$\text{ELBO} = \int g(\mathbf{z}, \boldsymbol{\nu}) q(\mathbf{z}|\boldsymbol{\nu}) d\mathbf{z}$$
$$g(\mathbf{z}, \boldsymbol{\nu}) = \log p(\mathbf{x}, \mathbf{z}) - \log q(\mathbf{z}|\boldsymbol{\mu})$$

- ▶ Score function gradient:

$$\nabla_{\boldsymbol{\nu}} \text{ELBO} = \mathbb{E}_q[(\nabla_{\boldsymbol{\nu}} \log q(\mathbf{z}|\boldsymbol{\nu})) g(\mathbf{z}, \boldsymbol{\nu})]$$

▶▶ Gradient of the variational distribution

- ▶ Reparametrization gradient:

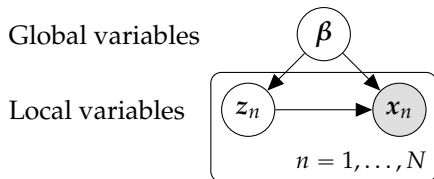
$$\nabla_{\boldsymbol{\nu}} \text{ELBO} = \mathbb{E}_{p(\boldsymbol{\epsilon})}[(\nabla_{\mathbf{z}} g(\mathbf{z}, \boldsymbol{\nu})) \nabla_{\boldsymbol{\nu}} t(\boldsymbol{\epsilon}, \boldsymbol{\nu})]$$

▶▶ Gradient of the model and the variational distribution

Score Function vs Pathwise Gradients (2)

- ▶ Score function
 - ▶ Works for all models (continuous and discrete)
 - ▶ Works for a large class of variational approximations
 - ▶ Variance can be high ▶ Slow convergence
- ▶ Pathwise gradient estimator
 - ▶ Requires differentiable models
 - ▶ Requires the variational approximation to be expressed as a deterministic transformation $z = t(\epsilon, \nu)$
 - ▶ Generally lower variance

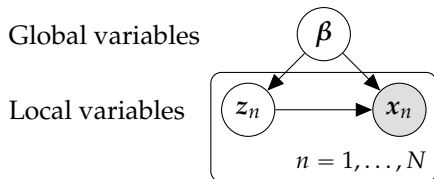
Re-cap: Hierarchical Bayesian Models



- ▶ Joint distribution:

$$p(\boldsymbol{\beta}, \mathbf{z}, \mathbf{x}) = p(\boldsymbol{\beta}) \prod_{n=1}^N p(\mathbf{z}_n, \mathbf{x}_n | \boldsymbol{\beta})$$

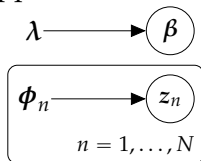
Re-cap: Hierarchical Bayesian Models



- ▶ Joint distribution:

$$p(\boldsymbol{\beta}, \mathbf{z}, \mathbf{x}) = p(\boldsymbol{\beta}) \prod_{n=1}^N p(z_n, x_n | \boldsymbol{\beta})$$

- ▶ Mean-field variational approximation:



Re-cap: Mean-Field Stochastic Variational Inference

1. Input: data \mathbf{x} , model $p(\boldsymbol{\beta}, \mathbf{z}, \mathbf{x})$
2. Initialize global variational parameters λ randomly
3. Repeat
 - 3.1 Sample data point x_n uniformly at random
 - 3.2 Update local parameter $\boldsymbol{\phi}_n = \mathbb{E}_\lambda[\dots]$
 - 3.3 Compute intermediate global parameter $\hat{\lambda} = N\mathbb{E}_{\boldsymbol{\phi}_{1:N}}[\dots] + \dots$
 - 3.4 Set global parameter $\lambda \leftarrow (1 - \rho_t)\lambda + \rho_t\hat{\lambda}$

BBVI Stochastic Variational Inference

1. Input: data x , model $p(\beta, z, x)$
2. Initialize global variational parameters λ randomly
3. Repeat
 - 3.1 Sample data point x_n uniformly at random
 - 3.2 Update local parameter $\phi_n = \mathbb{E}_\lambda[\dots]$
 - 3.3 Compute intermediate global parameter $\hat{\lambda} = N\mathbb{E}_{\phi_{1:N}}[\dots] + \dots$
 - 3.4 Set global parameter $\lambda \leftarrow (1 - \rho_t)\lambda + \rho_t\hat{\lambda}$

Issue:

- ▶ **Expectations** we require to update the local and global parameters are **no longer tractable**
 - ▶▶ No closed-form updating of variational factors

Addressing the Challenge

- ▶ Same problem we had with the ELBO: Integral intractable
 - ▶▶ Gradient descent for variational updates

Addressing the Challenge

- ▶ Same problem we had with the ELBO: Integral intractable
 - ▶▶ Gradient descent for variational updates
- ▶ Idea: Stochastic optimization

Addressing the Challenge

- ▶ Same problem we had with the ELBO: Integral intractable
 - ▶▶ Gradient descent for variational updates
- ▶ Idea: Stochastic optimization
- ▶ Expectations for updating local variational parameters are computed **per data point**
 - ▶▶ Need to run an optimization algorithm per data point
 - ▶▶ **SVI gets really slow**

Addressing the Challenge

- ▶ Same problem we had with the ELBO: Integral intractable
 - ▶▶ Gradient descent for variational updates
- ▶ Idea: Stochastic optimization
- ▶ Expectations for updating local variational parameters are computed **per data point**
 - ▶▶ Need to run an optimization algorithm per data point
 - ▶▶ **SVI gets really slow**
- ▶▶ **Amortized Inference**

Overview

Introduction and Background

Key Idea

Optimization Objective

Conditionally Conjugate Models

Mean-Field Variational Inference

Stochastic Variational Inference

Limits of Classical Variational Inference

Black-Box Variational Inference

Computing Gradients of Expectations

- Score Function Gradients

- Pathwise Gradients

Amortized Inference

Richer Posterior Approximations

Amortized (=shared) Inference

- ▶ **Key idea:** Learn a mapping (with global variational parameters) from data points x_n to local variational parameters ϕ_n :

$$f(x_n, \theta) = \phi_n$$

Amortized (=shared) Inference

- ▶ **Key idea:** Learn a mapping (with global variational parameters) from data points x_n to local variational parameters ϕ_n :

$$f(x_n, \theta) = \phi_n$$

- ▶ No more local variational parameters to optimize

Amortized (=shared) Inference

- ▶ **Key idea:** Learn a mapping (with global variational parameters) from data points x_n to local variational parameters ϕ_n :

$$f(x_n, \theta) = \phi_n$$

- ▶ No more local variational parameters to optimize
- ▶ No longer independent optimization of variational parameters

Amortized (=shared) Inference

- ▶ **Key idea:** Learn a mapping (with global variational parameters) from data points x_n to local variational parameters ϕ_n :

$$f(x_n, \theta) = \phi_n$$

- ▶ No more local variational parameters to optimize
- ▶ No longer independent optimization of variational parameters
- ▶ New global variational parameters θ can be optimized using stochastic gradient descent

Amortized (=shared) Inference

- ▶ **Key idea:** Learn a mapping (with global variational parameters) from data points x_n to local variational parameters ϕ_n :

$$f(x_n, \theta) = \phi_n$$

- ▶ No more local variational parameters to optimize
- ▶ No longer independent optimization of variational parameters
- ▶ New global variational parameters θ can be optimized using stochastic gradient descent
- ▶ The mapping is often a deep neural network (**inference network**)

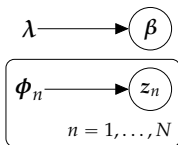
Amortized (=shared) Inference

- ▶ **Key idea:** Learn a mapping (with global variational parameters) from data points x_n to local variational parameters ϕ_n :

$$f(x_n, \theta) = \phi_n$$

- ▶ No more local variational parameters to optimize
- ▶ No longer independent optimization of variational parameters
- ▶ New global variational parameters θ can be optimized using stochastic gradient descent
- ▶ The mapping is often a deep neural network (**inference network**)
- ▶ Can we overfit? Discuss!

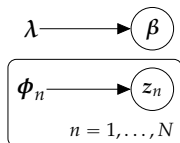
Amortized VI in Hierarchical Bayesian Models



$$\text{ELBO} = \mathbb{E}_q[\log p(\mathbf{x}, \boldsymbol{\beta}, \mathbf{z}_{1:N}) - \log q(\boldsymbol{\beta}, \mathbf{z}_{1:N} | \boldsymbol{\lambda}, \boldsymbol{\phi}_{1:N})]$$

$$\boldsymbol{v} = \{\boldsymbol{\beta}, \boldsymbol{\phi}_{1:N}\}$$

Amortized VI in Hierarchical Bayesian Models



$$\text{ELBO} = \mathbb{E}_q[\log p(\mathbf{x}, \boldsymbol{\beta}, \mathbf{z}_{1:N}) - \log q(\boldsymbol{\beta}, \mathbf{z}_{1:N} | \boldsymbol{\lambda}, \boldsymbol{\phi}_{1:N})]$$

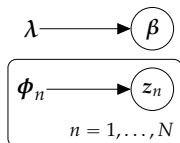
$$\boldsymbol{\nu} = \{\boldsymbol{\beta}, \boldsymbol{\phi}_{1:N}\}$$

$$= \mathbb{E}_q[\log p(\mathbf{x}, \boldsymbol{\beta}, \mathbf{z}_{1:N})]$$

$$- \mathbb{E}_q[\log q(\boldsymbol{\beta} | \boldsymbol{\lambda}) + \sum_{n=1}^N \log q(\mathbf{z}_n | \boldsymbol{\phi}_n)]$$

mean-field

Amortized VI in Hierarchical Bayesian Models



$$\text{ELBO} = \mathbb{E}_q[\log p(\mathbf{x}, \boldsymbol{\beta}, \mathbf{z}_{1:N}) - \log q(\boldsymbol{\beta}, \mathbf{z}_{1:N} | \lambda, \boldsymbol{\phi}_{1:N})]$$

$$\nu = \{\boldsymbol{\beta}, \boldsymbol{\phi}_{1:N}\}$$

$$= \mathbb{E}_q[\log p(\mathbf{x}, \boldsymbol{\beta}, \mathbf{z}_{1:N})]$$

$$- \mathbb{E}_q[\log q(\boldsymbol{\beta} | \lambda) + \sum_{n=1}^N \log q(z_n | \phi_n)]$$

mean-field

$$= \mathbb{E}_q[\log p(\mathbf{x}, \boldsymbol{\beta}, \mathbf{z}_{1:N})]$$

$$- \mathbb{E}_q[\log q(\boldsymbol{\beta} | \lambda) + \sum_{n=1}^N \log q(z_n | f(\mathbf{x}_n, \boldsymbol{\theta}))]$$

$$\phi_n = f(\mathbf{x}_n, \boldsymbol{\theta})$$

Stochastic Gradients

$$\nabla_{\theta} \text{ELBO} = \frac{d\text{ELBO}}{d\phi_n} \frac{d\phi_n}{d\theta}$$

- ▶ **ELBO gradient** w.r.t. local variational parameters is difficult
 - ▶▶ Stochastic gradient estimators (score function, reparametrization)
- ▶ **Gradient of variational parameters** w.r.t. parameters θ of inference network are easy

Amortized SVI

1. Input: data x , model $p(\beta, z, x)$
2. Initialize global variational parameters λ randomly
3. Repeat
 - 3.1 Sample $\beta \sim q(\beta|\lambda)$
 - 3.2 Sample data point x_n uniformly at random
 - 3.3 Compute stochastic natural gradients

$$\tilde{\nabla}_{\lambda} \text{ELBO}$$

$$\tilde{\nabla}_{\theta} \text{ELBO}$$

- 3.4 Update global parameters

$$\lambda \leftarrow \lambda + \rho_t \tilde{\nabla}_{\lambda} \text{ELBO}$$

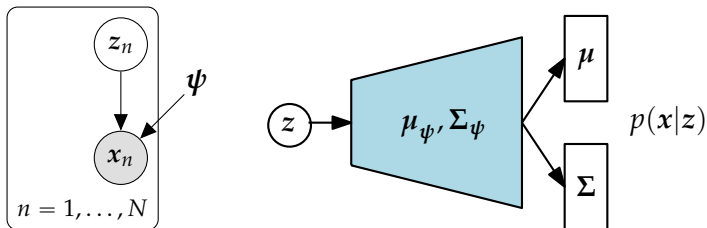
global variational parameters

$$\theta \leftarrow \theta + \rho_t \tilde{\nabla}_{\theta} \text{ELBO}$$

inference network parameters

Example: Variational Auto-Encoder

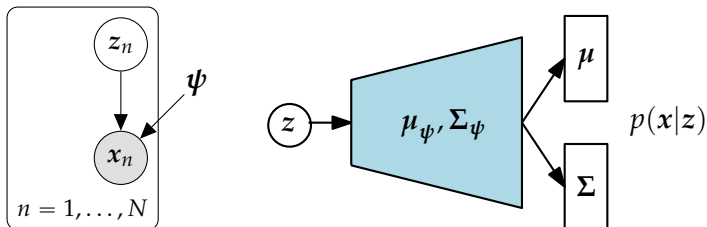
Variational Auto-Encoder: Model



- ▶ Model (Rezende et al., 2014; Kinga & Welling, 2014):

$$p(z) = \mathcal{N}(\mathbf{0}, \mathbf{I})$$
$$p(x|z) = \mathcal{N}(\mu_\psi(z), \Sigma_\psi(z))$$

Variational Auto-Encoder: Model

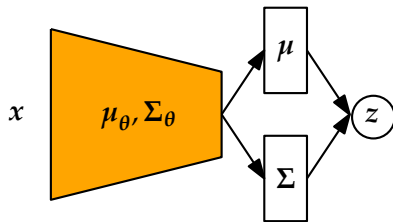


- ▶ Model (Rezende et al., 2014; Kinga & Welling, 2014):

$$p(z) = \mathcal{N}(\mathbf{0}, \mathbf{I})$$
$$p(x|z) = \mathcal{N}(\boldsymbol{\mu}_\psi(z), \boldsymbol{\Sigma}_\psi(z))$$

- ▶ $\boldsymbol{\mu}_\psi$ and $\boldsymbol{\Sigma}_\psi$ are deep networks with model parameters ψ

Variational Auto-Encoder: Inference

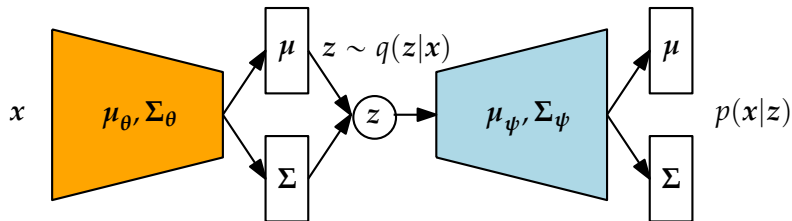


- Inference:

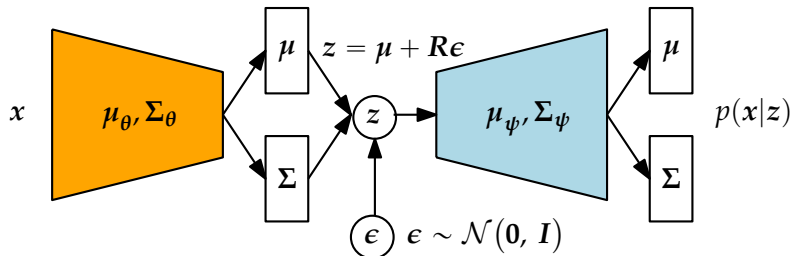
$$q(z|x) = \mathcal{N}(\mu_{\theta}(x), \Sigma_{\theta}(x))$$

- μ_{θ} and Σ_{θ} are deep networks that map data onto (local) variational parameters ► **Inference network**

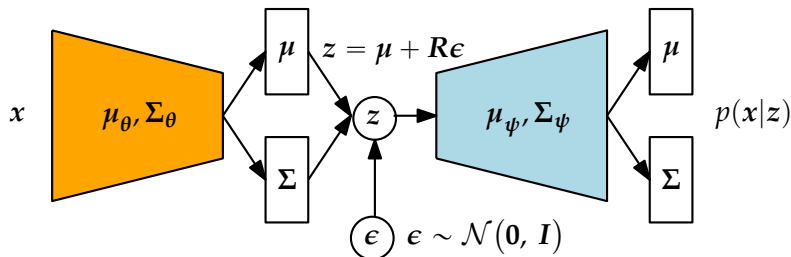
Variational Auto-Encoder



Variational Auto-Encoder

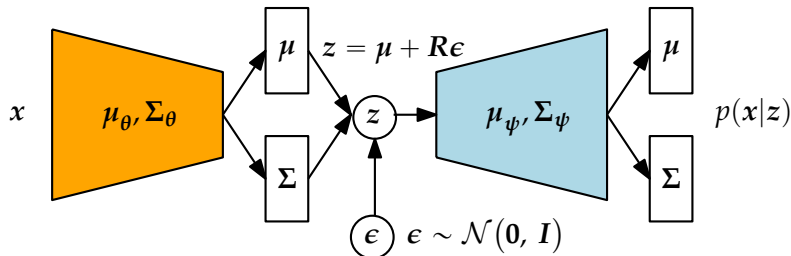


Variational Auto-Encoder



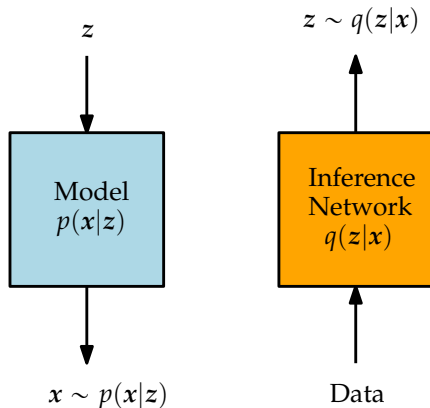
- ▶ Reparametrization trick introduces random noise $\epsilon \sim \mathcal{N}(\mathbf{0}, I)$, but everything else are **deterministic transformations**
 - ▶▶ No need to push gradients through samples

Variational Auto-Encoder



- ▶ Reparametrization trick introduces random noise $\epsilon \sim \mathcal{N}(\mathbf{0}, I)$, but everything else are **deterministic transformations**
 - ▶▶ No need to push gradients through samples
- ▶ Significance of the VAE:
 - ▶ Propagation of gradients through probability distributions (**stochastic backpropagation**)
 - ▶ Joint learning of model parameters and variational parameters

Variational Auto-Encoder: A Different Schematic



- ▶ Generative process (left) (generator)
- ▶ Inference process (right) (recognition/inference network)

Applications

- ▶ Data compression/dimensionality reduction (similar to PCA)
- ▶ Data visualization
- ▶ Generation of new (realistic) data
- ▶ Denoising
- ▶ Probabilistic data imputation (fill gaps in data)

VAE: Data Visualization

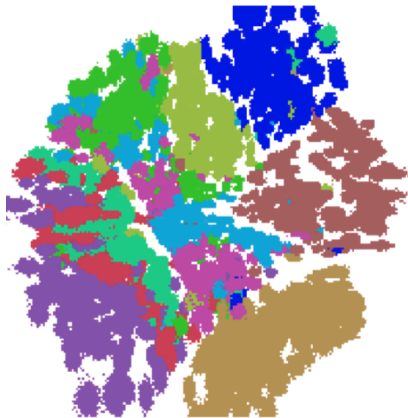


Figure from Rezende et al. (2014)

VAE: Generation of Realistic Images



Figure from Rezende et al. (2014)

VAE: Probabilistic Data Imputation




Figure from Rezende et al. (2014)

Overview

		Variational approximation of posterior	
		mean-field	more general
Model	conditionally conjugate	analytic solution	
	hierarchical Bayesian	stochastic gradient estimators; Example: VAE	dense Gaussian, mixture models, normalizing flows, auxiliary-variable models

Overview

Introduction and Background

Key Idea

Optimization Objective

Conditionally Conjugate Models

Mean-Field Variational Inference

Stochastic Variational Inference

Limits of Classical Variational Inference

Black-Box Variational Inference

Computing Gradients of Expectations

- Score Function Gradients

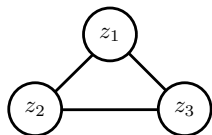
- Pathwise Gradients

Amortized Inference

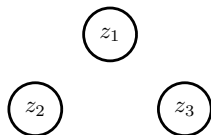
Richer Posterior Approximations

Richer Posterior Approximations

True posterior



Fully factorized



Most expressive

$$q(z|x) = p(z|x)$$

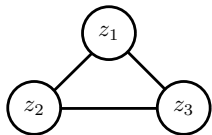
Least expressive

$$q(z|x) = \prod_i q_i(z_i)$$

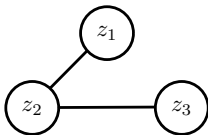
- ▶ Build richer posteriors
- ▶ Maintain computational efficiency and scalability
- ▶ Use all the things we know for specifying models of the data (but now for posterior approximations)

Structured Mean Field

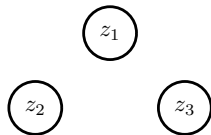
True posterior



Structured approximation



Fully factorized



Most expressive

$$q(z|x) = p(z|x)$$

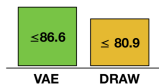


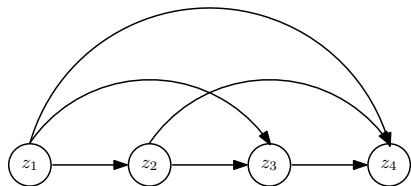
$$q(z) = \prod_k q_k(z_k | z_{j \neq k})$$

Least expressive

$$q(z|x) = \prod_i q_i(z_i)$$

- ▶ Introduce dependencies between latent variables
 - ▶▶ Richer posterior than fully factorized

Autoregressive Distributions



[Gregor et al., 2015]

- ▶ Autoregressive structure:

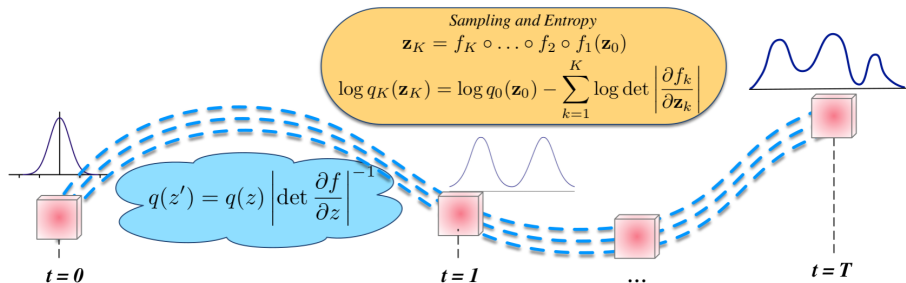
$$q(\mathbf{z}_{1:K}|\mathbf{v}) = \prod_{k=1}^K q(\mathbf{z}_k|\mathbf{z}_{1:k-1}, \mathbf{v}_k)$$

- ▶ Ordering of latent variables and nonlinear dependencies
- ▶ VAE (Rezende et al., 2014): mean-field Gaussian; DRAW (Gregor et al., 2015): autoregressive

Other Posteriors

- ▶ Mixture models (Saul & Jordan, 1996): $q(\mathbf{z}) = \sum_k \pi_k q_k(\mathbf{z}_k | \mathbf{v}_k)$
- ▶ Linking functions (Ranganath et al., 2016):
$$q(\mathbf{z}) = \left(\prod_{k=1}^K q(\mathbf{z}_k | \mathbf{v}_k) \right) L(\mathbf{z}_{1:K} | \mathbf{v}_{K+1})$$

Normalizing Flows (1)

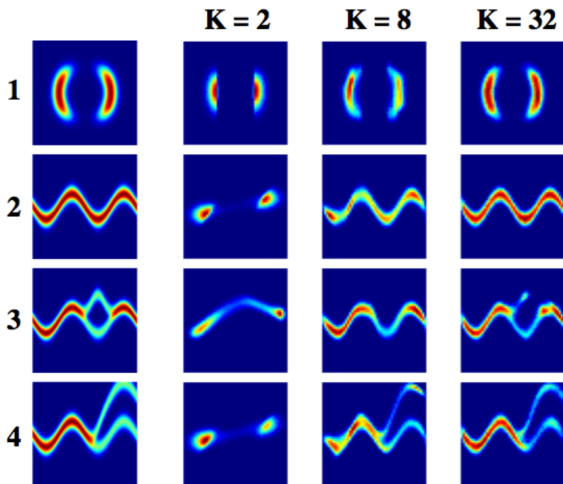


Distribution flows through a sequence of invertible transforms

[Rezende and Mohamed, 2015]

- ▶ Apply sequence of K invertible transformations to an initial distribution q_0 ▶ Change-of-variables rule

Normalizing Flows (2)



Rezende & Mohamed (2015)

Summary

- ▶ Variational inference finds an approximate posterior by optimization
- ▶ Minimizing the KL divergence is equivalent to maximizing a lower bound on the marginal likelihood
- ▶ Mean-field VI: analytic updates in conditionally conjugate models
- ▶ Stochastic VI: Stochastic optimization for scalability
- ▶ General models require us to compute gradients of expectations
 - ▶ Score-function gradients
 - ▶ Pathwise gradients
- ▶ Amortized inference
- ▶ Modern VI allows us to specify rich classes of posterior approximations

References I

- [1] M. J. Beal. *Variational Algorithms for Approximate Bayesian Inference*. PhD thesis, Gatsby Computational Neuroscience Unit, University College London, 2003.
- [2] C. M. Bishop. *Pattern Recognition and Machine Learning*. Information Science and Statistics. Springer-Verlag, 2006.
- [3] D. M. Blei, A. Kucukelbir, and J. D. McAuliffe. Variational Inference: A Review for Statisticians. *Journal of the American Statistical Association*, 112(518):859–877, 2017.
- [4] S. M. A. Eslami, N. Heess, T. Weber, Y. Tassa, D. Szepesvari, and G. E. Hinton. Attend, Infer, Repeat: Fast Scene Understanding with Generative Models. In *Advances in Neural Information Processing Systems*, 2016.
- [5] Z. Ghahramani and M. J. Beal. Propagation Algorithms for Variational Bayesian Learning. In *Advances in Neural Information Processing Systems*, 2001.
- [6] P. Gopalan, W. Hao, D. M. Blei, and J. D. Storey. Scaling Probabilistic Models of Genetic Variation to Millions of Humans. *Nature Genetics*, 48(12):1587–1590, 2016.
- [7] P. K. Gopalan and D. M. Blei. Efficient Discovery of Overlapping Communities in Massive Networks. *Proceedings of the National Academy of Sciences*, page 201221839, 2013.
- [8] K. Gregor, I. Danihelka, A. Graves, D. J. Rezende, and D. Wierstra. DRAW: A Recurrent Neural Network For Image Generation. In *Proceedings of the International Conference on Machine Learning*, 2015.
- [9] M. D. Hoffman, D. M. Blei, and F. Bach. Online Learning for Latent Dirichlet Allocation. *Advances in Neural Information Processing Systems*, 23:1–9, 2010.
- [10] M. D. Hoffman, D. M. Blei, C. Wang, and J. Paisley. Stochastic Variational Inference. *Journal of Machine Learning Research*, 14:1303–1347, 2013.
- [11] D. Jimenez Rezende and S. Mohamed. Variational Inference with Normalizing Flows. In *Proceedings of the International Conference on Machine Learning*, 2015.
- [12] D. Jimenez Rezende, S. Mohamed, and D. Wierstra. Stochastic Backpropagation and Variational Inference in Deep Latent Gaussian Models. In *Proceedings of the International Conference on Machine Learning*, 2014.

References II

- [13] M. I. Jordan, Z. Ghahramani, T. S. Jaakkola, and L. K. Saul. An Introduction to Variational Methods for Graphical Models. *Machine Learning*, 37:183–233, 1999.
- [14] D. P. Kingma and M. Welling. Auto-encoding variational Bayes. In *Proceedings of the International Conference on Learning Representations*, 2014.
- [15] A. Kucukelbir, D. Tran, R. Ranganath, A. Gelman, and D. M. Blei. Automatic Differentiation Variational Inference. *Journal of Machine Learning Research*, 18(1):430–474, 2017.
- [16] J. R. Manning, R. Ranganath, K. A. Norman, and D. M. Blei. Topographic factor analysis: A bayesian model for inferring brain networks from neural data. *PloS One*, 9(5):e94914, 2014.
- [17] T. P. Minka. *A Family of Algorithms for Approximate Bayesian Inference*. PhD thesis, Massachusetts Institute of Technology, Cambridge, MA, USA, 2001.
- [18] K. P. Murphy. *Machine Learning: A Probabilistic Perspective*. MIT Press, Cambridge, MA, USA, 2012.
- [19] R. Ranganath, D. Tran, and D. M. Blei. Hierarchical Variational Models. In *Proceedings of the International Conference on Machine Learning*, 2016.
- [20] H. Salimbeni and M. P. Deisenroth. Doubly Stochastic Variational Inference for Deep Gaussian Processes. In *Advances in Neural Information Processing Systems*, 2017.
- [21] L. K. Saul and M. I. Jordan. Exploiting Tractable Substructures in Intractable Networks. In *Advances in Neural Information Processing Systems*, 1996.
- [22] R. J. Williams. Simple Statistical Gradient-following Algorithms for Connectionist Reinforcement Learning. *Machine Learning*, 8(3):229–256, May 1992.